

Product Datasheet

FER1L3 Rabbit Polyclonal Antibody (orb325305)

Catalog Number	orb325305
Category	Antibodies
Description	Rabbit polyclonal antibody to MYOF
Target	MYOF
Clonality	Polyclonal
Species/Host	Rabbit
Conjugation	Unconjugated
Reactivity	Human
Predicted Reactivity	Bovine, Canine, Equine, Guinea pig, Mouse, Rabbit, Rat, Zebrafish
Form/Appearance	Liquid. Purified antibody supplied in 1x PBS buffer with 0.09% (w/v) sodium azide and 2% sucrose.
Concentration	0.5 mg/ml
Buffer/Preservatives	Liquid. Purified antibody supplied in 1x PBS buffer with 0.09% (w/v) sodium azide and 2% sucrose.
Purification	Affinity Purified
Immunogen	The immunogen is a synthetic peptide directed towards the C terminal region of human FER1L3
Protein Sequence	Synthetic peptide located within the following region: QTEFRIPPRLIQIWDNDKFKSLDDYLGFELEDLRHTIIPAKSPEKRLDM
UniProt ID	Q9NZM1

Biorbyt Ltd.

7 Signet Court, Swann Road
Cambridge
CB5 8LA
United Kingdom

Email: info@biorbyt.com, support@biorbyt.com

Phone: [+44 \(0\)1223 859353](tel:+44(0)1223859353) | Fax: [+1 \(415\) 651-8558](tel:+1(415)651-8558)

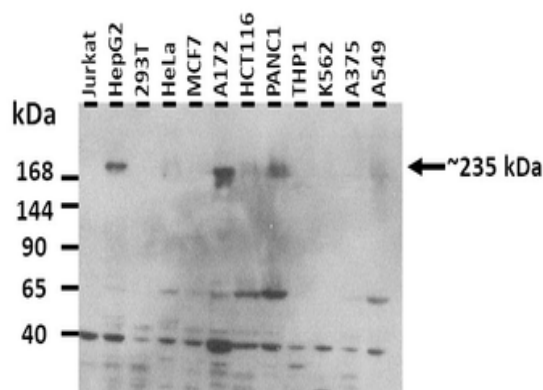
Biorbyt LLC

68 TW Alexander Drive
Research Triangle Park
Durham
NC 27713
United States


Email: info@biorbyt.com, support@biorbyt.com

Phone: [+1 \(415\) 906-5211](tel:+1(415)906-5211) | Fax: [+1 \(415\) 651-8558](tel:+1(415)651-8558)

MW	235 kDa
Tested applications	WB
Storage	Maintain refrigerated at 2-8°C for up to 2 weeks. For long term storage store at -20°C in small aliquots to prevent freeze-thaw cycles.
Note	For research use only
NCBI	NP_038479
Expiration Date	12 months from date of receipt.



25 ug of the indicated Human whole cell extracts was loaded onto a 6-18% SDS-PAGE gel. 3 ug/mL of the antibody was used in this experiment. Recommended dilution for antibody is 1-3 ug/mL.



Sample Type: Human Adult Placenta, Antibody Dilution: 1.0 ug/mL.

Biorbyt Ltd.

7 Signet Court, Swann Road
Cambridge
CB5 8LA
United Kingdom

Email: info@biorbyt.com, support@biorbyt.com


Phone: +44 (0)1223 859353 | Fax: +1 (415) 651-8558

Biorbyt LLC


68 TW Alexander Drive
Research Triangle Park
Durham
NC 27713
United States

Email: info@biorbyt.com, support@biorbyt.com

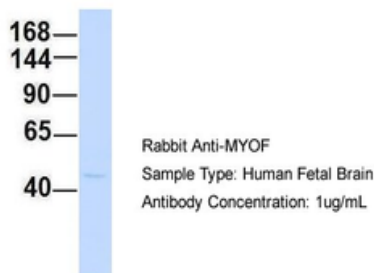
Phone: +1 (415) 906-5211 | Fax: +1 (415) 651-8558

MYOF

Sample Type: 721_B, Antibody Dilution: 1.0 ug/mL, MYOF is strongly supported by BioGPS gene expression data to be expressed in Human 721_B cells.

MYOF

Sample Type: HeLa, Antibody Dilution: 1.0 ug/mL, MYOF is strongly supported by BioGPS gene expression data to be expressed in HeLa.

MYOF

Sample Type: Human Fetal Brain, Antibody Dilution: 1.0 ug/mL.

Biorbyt Ltd.

7 Signet Court, Swann Road
Cambridge
CB5 8LA
United Kingdom

Email: info@biorbyt.com, support@biorbyt.com


Phone: [+44 \(0\)1223 859353](tel:+44(0)1223859353) | Fax: [+1 \(415\) 651-8558](tel:+1(415)651-8558)

Biorbyt LLC

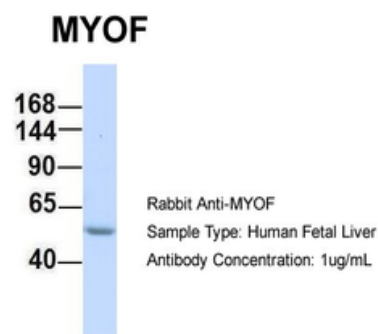
68 TW Alexander Drive
Research Triangle Park
Durham
NC 27713
United States

Email: info@biorbyt.com, support@biorbyt.com


Phone: [+1 \(415\) 906-5211](tel:+1(415)906-5211) | Fax: [+1 \(415\) 651-8558](tel:+1(415)651-8558)



Sample Type: Human Fetal Heart, Antibody Dilution: 1.0 ug/mL.



Sample Type: Human Fetal Liver, Antibody Dilution: 1.0 ug/mL.



Sample Type: Human Fetal Muscle, Antibody Dilution: 1.0 ug/mL.

Biorbyt Ltd.


7 Signet Court, Swann Road
Cambridge
CB5 8LA
United Kingdom

Email: info@biorbyt.com, support@biorbyt.com
Phone: [+44 \(0\)1223 859353](tel:+44(0)1223859353) | Fax: [+1 \(415\) 651-8558](tel:+1(415)651-8558)

Biorbyt LLC

68 TW Alexander Drive
Research Triangle Park
Durham
NC 27713
United States

Email: info@biorbyt.com, support@biorbyt.com
Phone: [+1 \(415\) 906-5211](tel:+1(415)906-5211) | Fax: [+1 \(415\) 651-8558](tel:+1(415)651-8558)



WB Suggested Anti-FER1L3 Antibody Titration: 0.2-1 ug/mL, ELISA Titer: 1:312500, Positive Control: MCF7 cell lysate, MYOF is strongly supported by BioGPS gene expression data to be expressed in MCF7.

Biorbyt Ltd.

7 Signet Court, Swann Road
Cambridge
CB5 8LA
United Kingdom

Email: info@biorbyt.com, support@biorbyt.com

Phone: [+44 \(0\)1223 859353](tel:+44(0)1223859353) | Fax: [+1 \(415\) 651-8558](tel:+1(415)651-8558)

Biorbyt LLC

68 TW Alexander Drive
Research Triangle Park
Durham
NC 27713
United States

Email: info@biorbyt.com, support@biorbyt.com

Phone: [+1 \(415\) 906-5211](tel:+1(415)906-5211) | Fax: [+1 \(415\) 651-8558](tel:+1(415)651-8558)