

Product Datasheet

PDCD8 Rabbit Polyclonal Antibody (orb324833)

Catalog Number	orb324833
Category	Antibodies
Description	Rabbit polyclonal antibody to AIFM1
Target	AIFM1
Clonality	Polyclonal
Species/Host	Rabbit
Conjugation	Unconjugated
Reactivity	Human, Mouse
Predicted Reactivity	Bovine, Canine, Equine, Guinea pig, Porcine, Rabbit, Rat, Sheep, Zebrafish
Form/Appearance	Liquid. Purified antibody supplied in 1x PBS buffer with 0.09% (w/v) sodium azide and 2% sucrose.
Concentration	0.5 mg/ml
Buffer/Preservatives	Liquid. Purified antibody supplied in 1x PBS buffer with 0.09% (w/v) sodium azide and 2% sucrose.
Purification	Affinity Purified
Immunogen	The immunogen is a synthetic peptide directed towards the C terminal region of human PDCD8
Protein Sequence	Synthetic peptide located within the following region: VDSSLPTVGVFAKATAQDNPKSATEQSGTGIRSESETESEASEITIPPST
UniProt ID	O95831

Biorbyt Ltd.

7 Signet Court, Swann Road
Cambridge
CB5 8LA
United Kingdom

Email: info@biorbyt.com, support@biorbyt.com

Phone: [+44 \(0\)1223 859353](tel:+44(0)1223859353) | Fax: [+1 \(415\) 651-8558](tel:+1(415)651-8558)

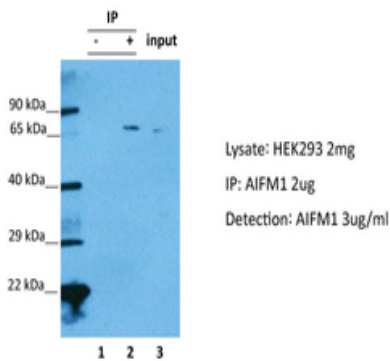
Biorbyt LLC

68 TW Alexander Drive
Research Triangle Park
Durham
NC 27713
United States


Email: info@biorbyt.com, support@biorbyt.com

Phone: [+1 \(415\) 906-5211](tel:+1(415)906-5211) | Fax: [+1 \(415\) 651-8558](tel:+1(415)651-8558)

MW	36kDa
Tested applications	WB
Storage	Maintain refrigerated at 2-8°C for up to 2 weeks. For long term storage store at -20°C in small aliquots to prevent freeze-thaw cycles.
Note	For research use only
NCBI	NP_665812
Expiration Date	12 months from date of receipt.



AIFM1 was immunoprecipitated from 2 mg HEK293 Whole Cell Lysate with orb324833 with 1:200 dilution. Western blot was performed using orb324833 at 1/1000 dilution, Lane 1: Control IP in HEK293 Whole Cell Lysate, Lane 2: AIFM1 IP with orb324833 in HEK293 Whole Cell Lysate, Lane 3: Input of HEK293 Whole Cell Lysate.



Sample Tissue: Mouse Liver, Antibody Dilution: 1 ug/mL.

Biorbyt Ltd.

7 Signet Court, Swann Road
Cambridge
CB5 8LA
United Kingdom

Email: info@biorbyt.com, support@biorbyt.com

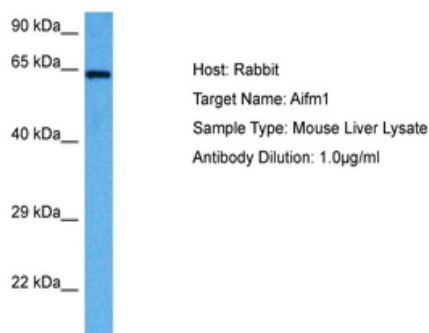
Phone: +44 (0)1223 859353 | Fax: +1 (415) 651-8558

Biorbyt LLC

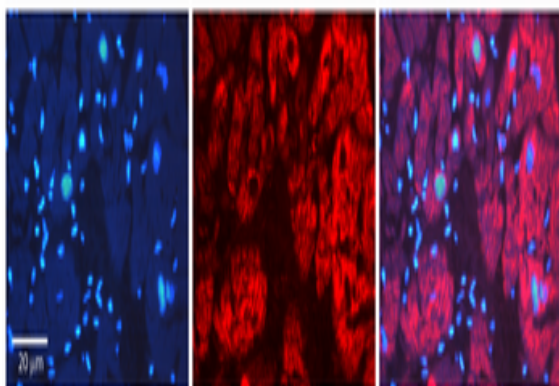
68 TW Alexander Drive
Research Triangle Park
Durham
NC 27713
United States

Email: info@biorbyt.com, support@biorbyt.com

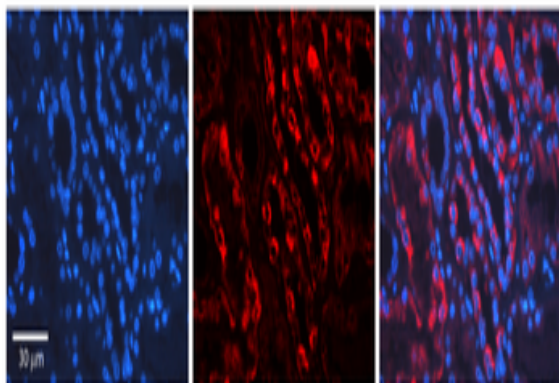
Phone: +1 (415) 906-5211 | Fax: +1 (415) 651-8558



Sample Tissue: Mouse Liver, Antibody Dilution: 1 µg/mL.



Rabbit Anti-AIFM1 Antibody, Catalog Number: orb324833, Formalin Fixed Paraffin Embedded Tissue: Human heart Tissue, Observed Staining: Cytoplasmic, nucleus, Primary Antibody Concentration: 1:100, Other Working Concentrations: 1:600, Secondary Antibody: Donkey anti-Rabbit-Cy3, Secondary Antibody Concentration: 1:200, Magnification: 20X, Exposure Time: 0.5 - 2.0 sec.



Rabbit Anti-AIFM1 Antibody, Catalog Number: orb324833, Formalin Fixed Paraffin Embedded Tissue: Human Kidney Tissue, Observed Staining: Cytoplasm, Primary Antibody Concentration: 1:100, Other Working Concentrations: 1:600, Secondary Antibody: Donkey anti-Rabbit-Cy3, Secondary Antibody Concentration: 1:200, Magnification: 20X, Exposure Time: 0.5 - 2.0 sec.

Biorbyt Ltd.

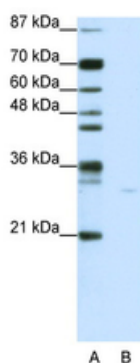
7 Signet Court, Swann Road
Cambridge
CB5 8LA
United Kingdom

Email: info@biorbyt.com, support@biorbyt.com
Phone: +44 (0)1223 859353 | Fax: +1 (415) 651-8558

Biorbyt LLC

68 TW Alexander Drive
Research Triangle Park
Durham
NC 27713
United States

Email: info@biorbyt.com, support@biorbyt.com
Phone: +1 (415) 906-5211 | Fax: +1 (415) 651-8558



WB Suggested Anti-PDCD8 Antibody Titration: 0.2-1 ug/mL, ELISA Titer: 1:62500, Positive Control: Jurkat cell lysate, AIFM1 is supported by BioGPS gene expression data to be expressed in Jurkat.

Biorbyt Ltd.

7 Signet Court, Swann Road
Cambridge
CB5 8LA
United Kingdom

Email: info@biorbyt.com, support@biorbyt.com

Phone: [+44 \(0\)1223 859353](tel:+44(0)1223859353) | Fax: [+1 \(415\) 651-8558](tel:+1(415)651-8558)

Biorbyt LLC

68 TW Alexander Drive
Research Triangle Park
Durham
NC 27713
United States

Email: info@biorbyt.com, support@biorbyt.com

Phone: [+1 \(415\) 906-5211](tel:+1(415)906-5211) | Fax: [+1 \(415\) 651-8558](tel:+1(415)651-8558)