

Product Datasheet

Mouse Pkmyt1 Antibody (N-term) (orb32173)

| | |
|----------------------------|--|
| Catalog Number | orb32173 |
| Category | Antibodies |
| Description | Peptide affinity purified rabbit polyclonal antibody. |
| Target | Pkmyt1 |
| Clonality | Polyclonal |
| Species/Host | Rabbit |
| Isotype | Rabbit IgG |
| Conjugation | Unconjugated |
| Reactivity | Human, Mouse |
| Form/Appearance | Purified polyclonal antibody supplied in PBS with 0.09% (W/V) sodium azide. This antibody is purified through a protein A column, followed by peptide affinity purification. |
| Immunogen | Synthetic Peptide |
| UniProt ID | Q9ESG9 |
| MW | 54053 |
| Tested applications | WB |
| Dilution range | WB - 1:1000 |
| Antibody Type | Primary Antibody |

Biorbyt Ltd.

7 Signet Court, Swann Road
Cambridge
CB5 8LA
United Kingdom


Email: info@biorbyt.com, support@biorbyt.com
Phone: [+44 \(0\)1223 859353](tel:+44(0)1223859353) | Fax: [+1 \(415\) 651-8558](tel:+1(415)651-8558)

Biorbyt LLC


68 TW Alexander Drive
Research Triangle Park
Durham
NC 27713-2847
United States

Email: info@biorbyt.com, support@biorbyt.com
Phone: [+1 \(415\) 906-5211](tel:+1(415)906-5211) | Fax: [+1 \(415\) 651-8558](tel:+1(415)651-8558)

| | |
|------------------------|--|
| Storage | Maintain refrigerated at 2-8°C for up to 2 weeks. For long term storage store at -20°C in small aliquots to prevent freeze-thaw cycles |
| Note | For research use only |
| NCBI | NP_075545.2 |
| Expiration Date | 12 months from date of receipt. |



Mouse Pkmyt1 Antibody (N-term) western blot analysis in HL-60 cell line lysates (35 ug/lane). This demonstrates the Pkmyt1 antibody detected the Pkmyt1 protein (arrow).



Mouse Pkmyt1 Antibody (N-term) western blot analysis in mouse heart tissue lysates (35 ug/lane). This demonstrates the Pkmyt1 antibody detected the Pkmyt1 protein (arrow).

Biorbyt Ltd.

7 Signet Court, Swann Road
Cambridge
CB5 8LA
United Kingdom

Email: info@biorbyt.com, support@biorbyt.com

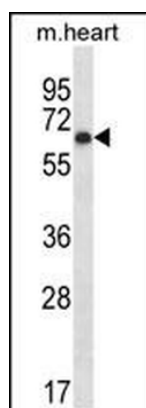
Phone: +44 (0)1223 859353 | Fax: +1 (415) 651-8558

Biorbyt LLC

68 TW Alexander Drive
Research Triangle Park
Durham
NC 27713-2847
United States

Email: info@biorbyt.com, support@biorbyt.com

Phone: +1 (415) 906-5211 | Fax: +1 (415) 651-8558



Western blot analysis of Pkmyt1 (arrow) using rabbit polyclonal Mouse Pkmyt1 Antibody (N-term). 293 cell lysates (2 ug/lane) either nontransfected (Lane 1) or transiently transfected (Lane 2) with the Pkmyt1 gene.

Biorbyt Ltd.

7 Signet Court, Swann Road
Cambridge
CB5 8LA
United Kingdom

Email: info@biorbyt.com, support@biorbyt.com

Phone: [+44 \(0\)1223 859353](tel:+44(0)1223859353) | Fax: [+1 \(415\) 651-8558](tel:+1(415)651-8558)

Biorbyt LLC

68 TW Alexander Drive
Research Triangle Park
Durham
NC 27713-2847
United States

Email: info@biorbyt.com, support@biorbyt.com

Phone: [+1 \(415\) 906-5211](tel:+1(415)906-5211) | Fax: [+1 \(415\) 651-8558](tel:+1(415)651-8558)