

## Product Datasheet

### HEXIM1 Antibody (N-term) (orb32077)

<b>Catalog Number</b>	orb32077
<b>Category</b>	Antibodies
<b>Description</b>	Peptide affinity purified rabbit polyclonal antibody.
<b>Target</b>	HEXIM1
<b>Clonality</b>	Polyclonal
<b>Species/Host</b>	Rabbit
<b>Isotype</b>	Rabbit IgG
<b>Conjugation</b>	Unconjugated
<b>Reactivity</b>	Human, Mouse
<b>Form/Appearance</b>	Purified polyclonal antibody supplied in PBS with 0.09% (W/V) sodium azide. This antibody is purified through a protein A column, followed by peptide affinity purification.
<b>Immunogen</b>	Synthetic Peptide
<b>UniProt ID</b>	<b>O94992</b>
<b>MW</b>	40623
<b>Tested applications</b>	IHC-P, WB
<b>Dilution range</b>	WB: 1:1000, IHC-P: 1:10-50
<b>Antibody Type</b>	Primary Antibody
<b>Clone Number</b>	RB33760

**Biorbyt Ltd.**

7 Signet Court, Swann Road  
Cambridge  
CB5 8LA  
United Kingdom


Email: [info@biorbyt.com](mailto:info@biorbyt.com), [support@biorbyt.com](mailto:support@biorbyt.com)  
Phone: [+44 \(0\)1223 859353](tel:+44(0)1223859353) | Fax: [+1 \(415\) 651-8558](tel:+1(415)651-8558)

**Biorbyt LLC**


68 TW Alexander Drive  
Research Triangle Park  
Durham  
NC 27713  
United States

Email: [info@biorbyt.com](mailto:info@biorbyt.com), [support@biorbyt.com](mailto:support@biorbyt.com)  
Phone: [+1 \(415\) 906-5211](tel:+1(415)906-5211) | Fax: [+1 \(415\) 651-8558](tel:+1(415)651-8558)

<b>Storage</b>	Maintain refrigerated at 2-8°C for up to 2 weeks. For long term storage store at -20°C in small aliquots to prevent freeze-thaw cycles
<b>Note</b>	For research use only
<b>NCBI</b>	<a href="#">NP_006451.1</a>
<b>Expiration Date</b>	12 months from date of receipt.



HEXIM1 Antibody (N-term) western blot analysis in 293 cell line lysates (35 ug/lane). This demonstrates the HEXIM1 antibody detected the HEXIM1 protein (arrow).



HEXIM1 Antibody (N-term) western blot analysis in mouse NIH-3T3 cell line lysates (35 ug/lane). This demonstrates the HEXIM1 antibody detected the HEXIM1 protein (arrow).

**Biorbyt Ltd.**

7 Signet Court, Swann Road  
Cambridge  
CB5 8LA  
United Kingdom

Email: [info@biorbyt.com](mailto:info@biorbyt.com), [support@biorbyt.com](mailto:support@biorbyt.com)

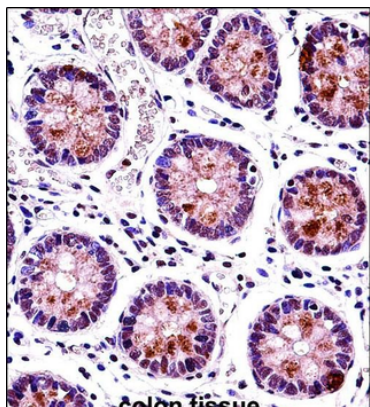
Phone: +44 (0)1223 859353 | Fax: +1 (415) 651-8558

**Biorbyt LLC**

68 TW Alexander Drive  
Research Triangle Park  
Durham  
NC 27713  
United States

Email: [info@biorbyt.com](mailto:info@biorbyt.com), [support@biorbyt.com](mailto:support@biorbyt.com)

Phone: +1 (415) 906-5211 | Fax: +1 (415) 651-8558



HEXIM1 Antibody (N-term) immunohistochemistry analysis in formalin fixed and paraffin embedded human colon tissue followed by peroxidase conjugation of the secondary antibody and DAB staining. This data demonstrates the use of HEXIM1 Antibody (N-term) for immunohistochemistry. Clinical relevance has not been evaluated.

**Biorbyt Ltd.**

7 Signet Court, Swann Road  
Cambridge  
CB5 8LA  
United Kingdom

Email: [info@biorbyt.com](mailto:info@biorbyt.com), [support@biorbyt.com](mailto:support@biorbyt.com)

Phone: [+44 \(0\)1223 859353](tel:+44(0)1223859353) | Fax: [+1 \(415\) 651-8558](tel:+1(415)651-8558)

**Biorbyt LLC**

68 TW Alexander Drive  
Research Triangle Park  
Durham  
NC 27713  
United States

Email: [info@biorbyt.com](mailto:info@biorbyt.com), [support@biorbyt.com](mailto:support@biorbyt.com)

Phone: [+1 \(415\) 906-5211](tel:+1(415)906-5211) | Fax: [+1 \(415\) 651-8558](tel:+1(415)651-8558)