

Product Datasheet

BDNF Antibody (orb318730)

Catalog Number	orb318730
Category	Antibodies
Description	Goat polyclonal antibody to BDNF
Target	BDNF
Clonality	Polyclonal
Species/Host	Goat
Conjugation	Unconjugated
Reactivity	Human
Predicted Reactivity	Canine, Mouse, Rat
Buffer/Preservatives	Supplied at 0.5 mg/ml in Tris saline, 0.02% sodium azide, pH 7.3 with 0.5% bovine serum albumin. Aliquot and store at -20°C. Minimize freezing and thawing.
Purification	Purified from goat serum by ammonium sulphate precipitation followed by antigen affinity chromatography using the immunizing peptide.
Protein Sequence	ETKCNPMGYTKE
MW	27.8; 29.8
Tested applications	ELISA, IF
Dilution range	ELISA: 1:2000, IHC-P: 10 µg/ml
Application notes	Notes: Immunofluorescence: Expression of the protein seen in the nucleus and cytoplasm of Glioblastoma U251 cells. Recommended concentration: 10µg/ml.

Biorbyt Ltd.

7 Signet Court, Swann Road
Cambridge
CB5 8LA
United Kingdom

Email: info@biorbyt.com, support@biorbyt.com

Phone: [+44 \(0\)1223 859353](tel:+44(0)1223859353) | Fax: [+1 \(415\) 651-8558](tel:+1(415)651-8558)

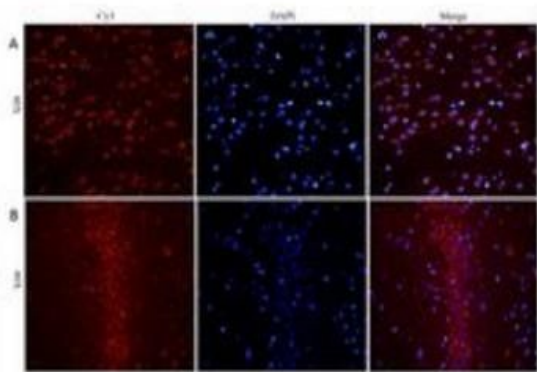
Biorbyt LLC

68 TW Alexander Drive
Research Triangle Park
Durham
NC 27713
United States

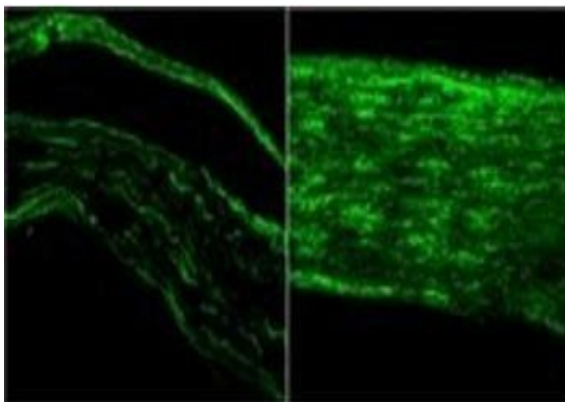
Email: info@biorbyt.com, support@biorbyt.com

Phone: [+1 \(415\) 906-5211](tel:+1(415)906-5211) | Fax: [+1 \(415\) 651-8558](tel:+1(415)651-8558)

Storage	Maintain refrigerated at 2-8°C for up to 2 weeks. For long term storage store at -20°C in small aliquots to prevent freeze-thaw cycles.
Note	For research use only
Entrez	627
Expiration Date	12 months from date of receipt.



Immunofluorescence analysis of Rat Cerebral Cortex (Lane 1) and Rat Hippocampus (Lane 2) using BDNF antibody



Immunofluorescence analysis of Mouse sciatic nerve using BDNF antibody

Biorbyt Ltd.

7 Signet Court, Swann Road
Cambridge
CB5 8LA
United Kingdom

Email: info@biorbyt.com, support@biorbyt.com

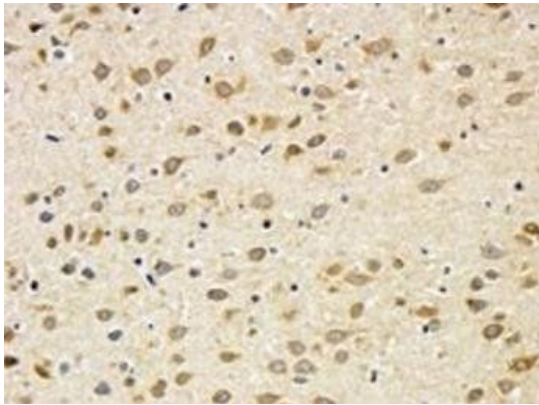
Phone: [+44 \(0\)1223 859353](tel:+44(0)1223859353) | Fax: [+1 \(415\) 651-8558](tel:+1(415)651-8558)

Biorbyt LLC

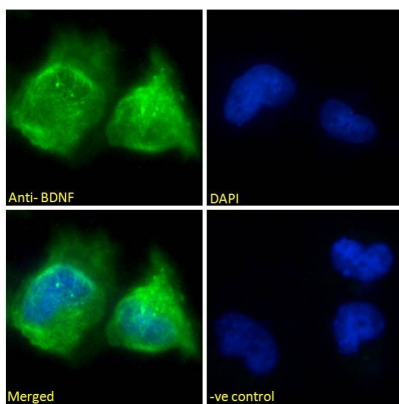
68 TW Alexander Drive
Research Triangle Park
Durham
NC 27713
United States

Email: info@biorbyt.com, support@biorbyt.com

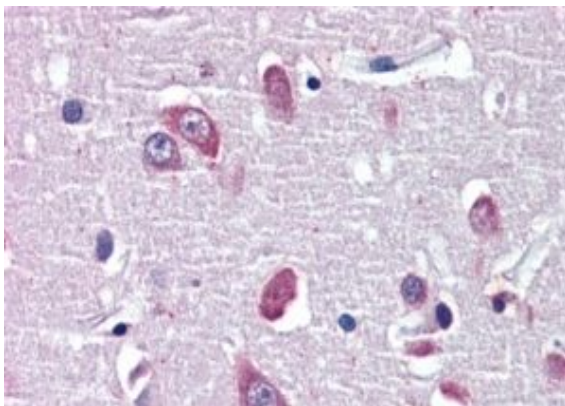
Phone: [+1 \(415\) 906-5211](tel:+1(415)906-5211) | Fax: [+1 \(415\) 651-8558](tel:+1(415)651-8558)



Immunohistochemical staining of Rat Cerebral Cortex using BDNF antibody



Immunofluorescence analysis of U251 cells using BDNF antibody



Immunohistochemical staining of Human Cortex using BDNF antibody

Biorbyt Ltd.

7 Signet Court, Swann Road
Cambridge
CB5 8LA
United Kingdom

Email: info@biorbyt.com, support@biorbyt.com

Phone: [+44 \(0\)1223 859353](tel:+44(0)1223859353) | Fax: [+1 \(415\) 651-8558](tel:+1(415)651-8558)

Biorbyt LLC

68 TW Alexander Drive
Research Triangle Park
Durham
NC 27713
United States

Email: info@biorbyt.com, support@biorbyt.com

Phone: [+1 \(415\) 906-5211](tel:+1(415)906-5211) | Fax: [+1 \(415\) 651-8558](tel:+1(415)651-8558)