

## Product Datasheet

### PCNA, monoclonal antibody (orb3145401)

|                             |   |
|-----------------------------|---|
| <b>Catalog Number</b>       | orb3145401  |
| <b>Category</b>             | Antibodies  |
| <b>Description</b>          | PCNA, monoclonal antibody   |
| <b>Clonality</b>            | Monoclonal  |
| <b>Species/Host</b>         | Mouse   |
| <b>Isotype</b>              | mouse IgG2a   |
| <b>Conjugation</b>          | Unconjugated  |
| <b>Reactivity</b>           | Human, Mouse, Rat   |
| <b>Concentration</b>        | 0.5 mg/ml   |
| <b>Buffer/Preservatives</b> | Phosphate-buffered solution, pH 7.2, containing 0.09% sodium azide  |
| <b>Purification</b>         | Affinity column purified  |
| <b>MW</b>                   | 35 kDa  |
| <b>Tested applications</b>  | IF, IHC, WB   |
| <b>Dilution range</b>       | Western Blot 1:500 - 1:1000 Immunofluorescence 1:100 - 1:300<br>Immunohistochemistry (Paraffin) 1:50 - 1:150                            |
| <b>Application notes</b>    | Gently mix before use. Optimal concentrations and conditions for each application should be determined by the user.                     |
| <b>Storage</b>              | Maintain refrigerated at 2-8°C for up to 2 weeks. For long term storage store at -20°C in small aliquots to prevent freeze-thaw cycles. |

#### Biorbyt Ltd.

7 Signet Court, Swann Road  
Cambridge  
CB5 8LA  
United Kingdom

Email: [info@biorbyt.com](mailto:info@biorbyt.com), [support@biorbyt.com](mailto:support@biorbyt.com)  
Phone: [+44 \(0\)1223 859353](tel:+44(0)1223859353) | Fax: [+1 \(415\) 651-8558](tel:+1(415)651-8558)

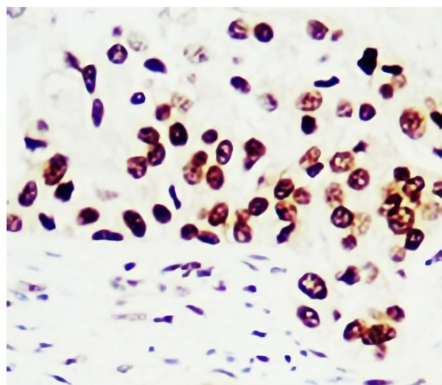
#### Biorbyt LLC

68 TW Alexander Drive  
Research Triangle Park  
Durham  
NC 27713  
United States


Email: [info@biorbyt.com](mailto:info@biorbyt.com), [support@biorbyt.com](mailto:support@biorbyt.com)  
Phone: [+1 \(415\) 906-5211](tel:+1(415)906-5211) | Fax: [+1 \(415\) 651-8558](tel:+1(415)651-8558)

**Note** For research use only

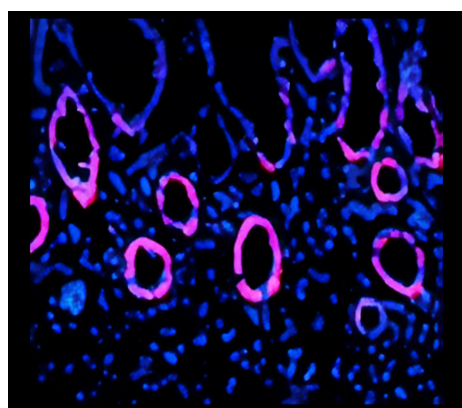
**Expiration Date** 12 months from date of receipt.



Immunohistochemical analysis of paraffin embedded Human cancer tissue labeling PCNA with orb3145401 at 1/100.



Anti-PCNA antibody at 1/500 dilution, Lysates/proteins at 50 µg per lane.



Human paraffin-embedded intestine tissue. Citrate Buffer 1X pH6.0 at 95°C for 40 minutes. Labeling PCNA with orb3145401 at 1/100. The nuclei were counter staining with DAPI (blue).

**Biorbyt Ltd.**

7 Signet Court, Swann Road  
Cambridge  
CB5 8LA  
United Kingdom

Email: [info@biorbyt.com](mailto:info@biorbyt.com), [support@biorbyt.com](mailto:support@biorbyt.com)

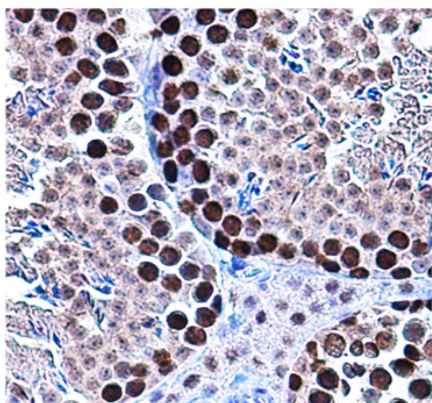
Phone: +44 (0)1223 859353 | Fax: +1 (415) 651-8558

**Biorbyt LLC**

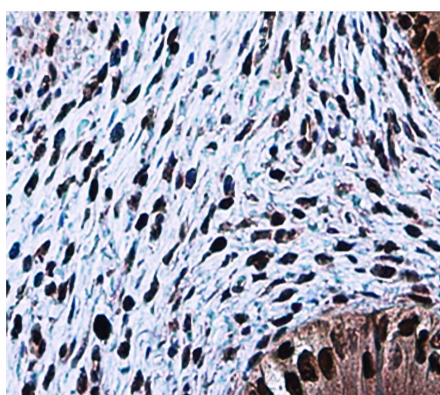
68 TW Alexander Drive  
Research Triangle Park  
Durham  
NC 27713  
United States

Email: [info@biorbyt.com](mailto:info@biorbyt.com), [support@biorbyt.com](mailto:support@biorbyt.com)

Phone: +1 (415) 906-5211 | Fax: +1 (415) 651-8558



PCNA antibody detects by immunohistochemical analysis.  
Sample: Paraffin-embedded mouse testis. PCNA antibody (orb3145401) diluted at 1:100.



PCNA antibody detects by immunohistochemical analysis.  
Sample: Paraffin-embedded mouse cervix. PCNA antibody (orb3145401) diluted at 1:100.

**Biorbyt Ltd.**

7 Signet Court, Swann Road  
Cambridge  
CB5 8LA  
United Kingdom

Email: [info@biorbyt.com](mailto:info@biorbyt.com), [support@biorbyt.com](mailto:support@biorbyt.com)

Phone: [+44 \(0\)1223 859353](tel:+44(0)1223859353) | Fax: [+1 \(415\) 651-8558](tel:+1(415)651-8558)

**Biorbyt LLC**

68 TW Alexander Drive  
Research Triangle Park  
Durham  
NC 27713  
United States

Email: [info@biorbyt.com](mailto:info@biorbyt.com), [support@biorbyt.com](mailto:support@biorbyt.com)

Phone: [+1 \(415\) 906-5211](tel:+1(415)906-5211) | Fax: [+1 \(415\) 651-8558](tel:+1(415)651-8558)