

Product Datasheet

Breast Cancer Biomarkers Antibody Panel (orb3130891)

Catalog Number	orb3130891
Category	Antibodies
Description	The Breast Cancer Biomarkers Antibody Panel contains a curated set of antibodies targeting clinically relevant markers for breast cancer characterization. This panel enables comprehensive analysis of tumor subtypes, including markers for hormone receptor status (ER, PR), growth factor receptor expression (HER2), and basal-like or proliferative markers (Ki-67, Cytokeratin 5/6).
Isotype	Rabbit-IgG
Conjugation	Unconjugated
Reactivity	Human
Buffer/Preservatives	100mM Tris Glycine, 20% Glycerol (pH7). 0.025% ProClin 300 was added as a preservative
Immunogen	Synthetic peptide / Recombinant protein
Tested applications	IF, IHC, WB
Dilution range	Western Blot 1:500 - 1:1000, Immunochemistry 1:100 - 1:300
Storage	Maintain refrigerated at 2-8°C for up to 2 weeks. For long term storage store at -20°C in small aliquots to prevent freeze-thaw cycles.
Note	For research use only
Expiration Date	12 months from date of receipt.

Biorbyt Ltd.

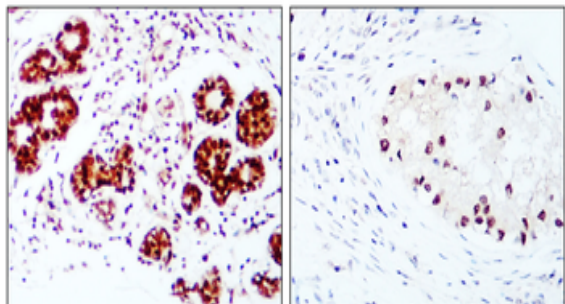
7 Signet Court, Swann Road
Cambridge
CB5 8LA
United Kingdom

Email: info@biorbyt.com, support@biorbyt.com
Phone: [+44 \(0\)1223 859353](tel:+44(0)1223859353) | Fax: [+1 \(415\) 651-8558](tel:+1(415)651-8558)

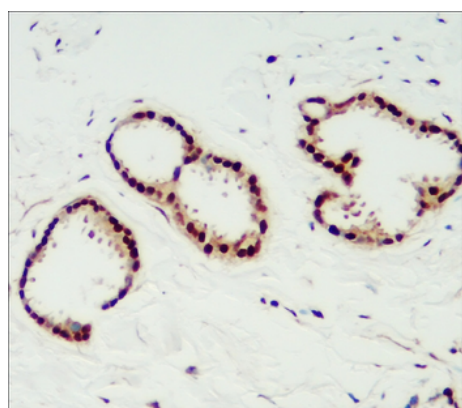
Biorbyt LLC

68 TW Alexander Drive
Research Triangle Park
Durham
NC 27713
United States

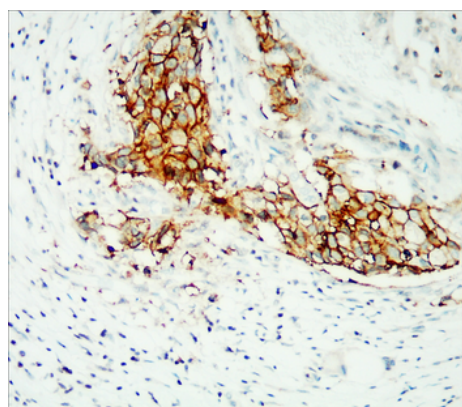
Email: info@biorbyt.com, support@biorbyt.com
Phone: [+1 \(415\) 906-5211](tel:+1(415)906-5211) | Fax: [+1 \(415\) 651-8558](tel:+1(415)651-8558)

Breast carcinoma

Estrogen Receptor alpha antibody Immunochemistry analysis of Estrogen Receptor alpha orb1294314 at 1/200 dilution.



Progesterone Receptor antibody Immunochemistry analysis of Progesterone Receptor orb1294313 at 1/200 dilution.



HER2 / ERBB2 antibody Immunochemistry analysis of HER2 / ERBB2 orb1294317 at 1/200 dilution.

Biorbyt Ltd.

7 Signet Court, Swann Road
Cambridge
CB5 8LA
United Kingdom

Email: info@biorbyt.com, support@biorbyt.com

Phone: [+44 \(0\)1223 859353](tel:+44(0)1223859353) | Fax: [+1 \(415\) 651-8558](tel:+1(415)651-8558)

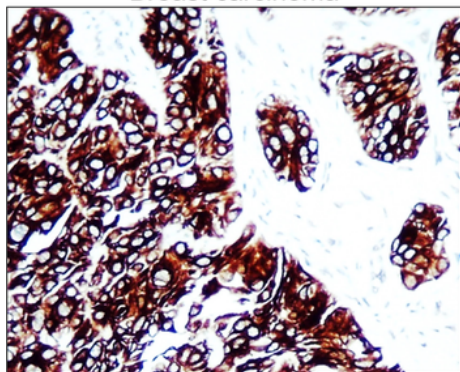
Biorbyt LLC

68 TW Alexander Drive
Research Triangle Park
Durham
NC 27713
United States

Email: info@biorbyt.com, support@biorbyt.com

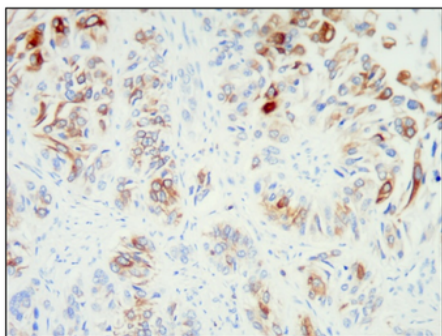
Phone: [+1 \(415\) 906-5211](tel:+1(415)906-5211) | Fax: [+1 \(415\) 651-8558](tel:+1(415)651-8558)

Breast carcinoma



Cytokeratin 7 / CK7 antibody Immunochemistry analysis of Cytokeratin 7 /CK7 orb1294307 at 1/500 dilution.

Breast carcinoma



Cytokeratin 20 / CK20 antibody Immunochemistry analysis of Cytokeratin 20 /CK20 orb1294302 at 1/500 dilution.

Biorbyt Ltd.

7 Signet Court, Swann Road
Cambridge
CB5 8LA
United Kingdom

Email: info@biorbyt.com, support@biorbyt.com

Phone: +44 (0)1223 859353 | Fax: +1 (415) 651-8558

Biorbyt LLC

68 TW Alexander Drive
Research Triangle Park
Durham
NC 27713
United States

Email: info@biorbyt.com, support@biorbyt.com

Phone: +1 (415) 906-5211 | Fax: +1 (415) 651-8558