

Product Datasheet

Neural Progenitors Marker Antibody Panel (orb3130877)

Catalog Number	orb3130877
Category	Antibodies
Description	The Neural Progenitor Marker Antibody Panel contains a curated set of antibodies (Nestin, SOX2, PAX6 antibody, NOTCH1, N-cadherin) targeting key proteins expressed by neural stem and progenitor cells. This panel enables comprehensive analysis of neural precursor identity and differentiation state, including markers for multipotency (Nestin, SOX2), cytoskeletal structure (Vimentin), and early neuronal commitment (Doublecortin).
Isotype	Rabbit-IgG
Conjugation	Unconjugated
Reactivity	Human, Mouse, Rat
Buffer/Preservatives	100mM Tris Glycine, 20% Glycerol (pH7). 0.025% ProClin 300 was added as a preservative
Immunogen	Synthetic peptide
Tested applications	FC, IF, IHC, IHC-Fr, WB
Dilution range	Western Blot 1:500 - 1:1000, Immunofluorescence 1:100 - 1:300, Immunocytochemistry 1:100 - 1:300
Specificity	Endogenous
Storage	Maintain refrigerated at 2-8°C for up to 2 weeks. For long term storage store at -20°C in small aliquots to prevent freeze-thaw cycles.
Note	For research use only

Biorbyt Ltd.

7 Signet Court, Swann Road
Cambridge
CB5 8LA
United Kingdom

Email: info@biorbyt.com, support@biorbyt.com

Phone: [+44 \(0\)1223 859353](tel:+44(0)1223859353) | Fax: [+1 \(415\) 651-8558](tel:+1(415)651-8558)

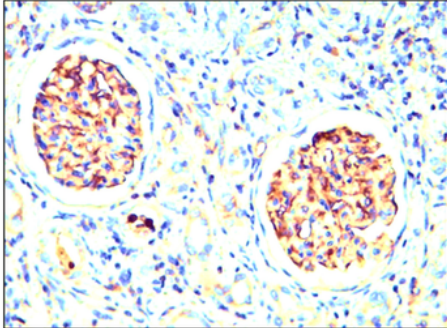
Biorbyt LLC

68 TW Alexander Drive
Research Triangle Park
Durham
NC 27713
United States

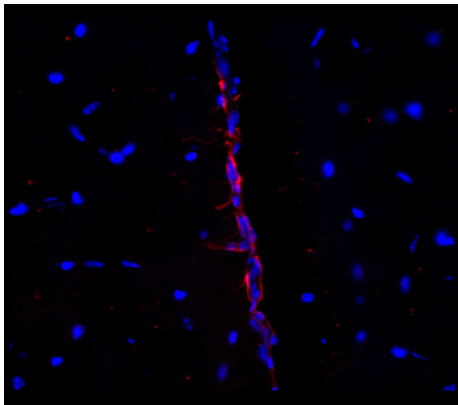
Email: info@biorbyt.com, support@biorbyt.com

Phone: [+1 \(415\) 906-5211](tel:+1(415)906-5211) | Fax: [+1 \(415\) 651-8558](tel:+1(415)651-8558)

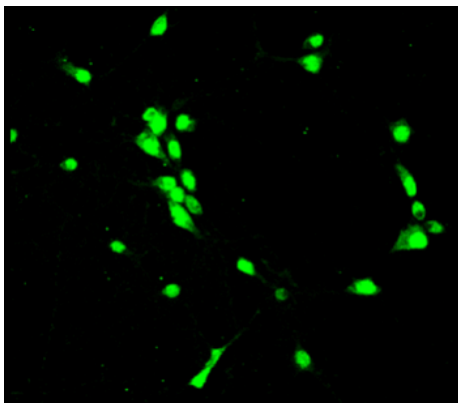
Expiration Date 12 months from date of receipt.



Nestin antibody Immunohistochemistry analysis of cell extracts using Nestin orb1294409 at 1/100 dilution.



SOX2 antibody Immunofluorescence analysis of SOX2 orb1294408 at 1/100 dilution.



PAX6 antibody Immunofluorescence analysis of PAX6 orb1294411 at 1/100 dilution.

Biorbyt Ltd.

7 Signet Court, Swann Road
Cambridge
CB5 8LA
United Kingdom

Email: info@biorbyt.com, support@biorbyt.com

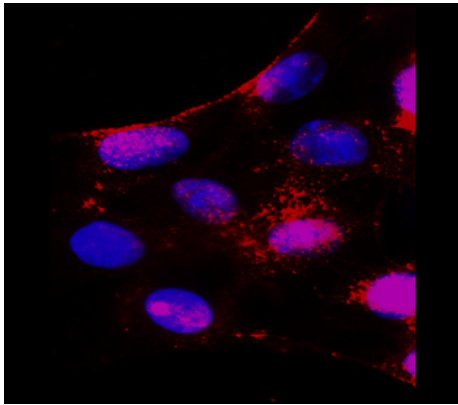
Phone: [+44 \(0\)1223 859353](tel:+44(0)1223859353) | Fax: [+1 \(415\) 651-8558](tel:+1(415)651-8558)

Biorbyt LLC

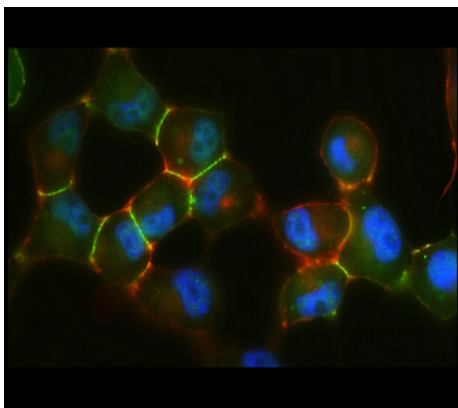
68 TW Alexander Drive
Research Triangle Park
Durham
NC 27713
United States

Email: info@biorbyt.com, support@biorbyt.com

Phone: [+1 \(415\) 906-5211](tel:+1(415)906-5211) | Fax: [+1 \(415\) 651-8558](tel:+1(415)651-8558)



NOTCH1 antibody Immunofluorescence analysis of NOTCH1 at 1/200 dilution.



N-cadherin antibody Immunofluorescence analysis of N-cadherin orb1294388 at 1/200 dilution.

Biorbyt Ltd.

7 Signet Court, Swann Road
Cambridge
CB5 8LA
United Kingdom

Email: info@biorbyt.com, support@biorbyt.com

Phone: [+44 \(0\)1223 859353](tel:+44(0)1223859353) | Fax: [+1 \(415\) 651-8558](tel:+1(415)651-8558)

Biorbyt LLC

68 TW Alexander Drive
Research Triangle Park
Durham
NC 27713
United States

Email: info@biorbyt.com, support@biorbyt.com

Phone: [+1 \(415\) 906-5211](tel:+1(415)906-5211) | Fax: [+1 \(415\) 651-8558](tel:+1(415)651-8558)