

Product Datasheet

Cytokeratin Antibody Panel (orb3130872)

Catalog Number	orb3130872
Category	Antibodies
Description	The Cytokeratin Antibody Panel contains a curated set of antibodies (CK5/6, CK7, CK8, Pan-CK, CK18/19) targeting key members of the cytokeratin (keratin) intermediate filament family. This panel enables comprehensive analysis of epithelial cell identity, differentiation status, and tumor classification, including markers for both type I (acidic) and type II (basic) cytokeratins expressed in various epithelial tissues.
Isotype	Rabbit-IgG
Conjugation	Unconjugated
Reactivity	Human, Mouse, Rat
Buffer/Preservatives	100mM Tris Glycine, 20% Glycerol (pH7). 0.025% ProClin 300 was added as a preservative
Immunogen	Synthetic peptide
Tested applications	IF, IHC, WB
Dilution range	Western Blot 1:2000 - 1:3000, Immunochemistry 1:200 - 1:400
Specificity	Endogenous
Storage	Maintain refrigerated at 2-8°C for up to 2 weeks. For long term storage store at -20°C in small aliquots to prevent freeze-thaw cycles.
Note	For research use only
Expiration Date	12 months from date of receipt.

Biorbyt Ltd.

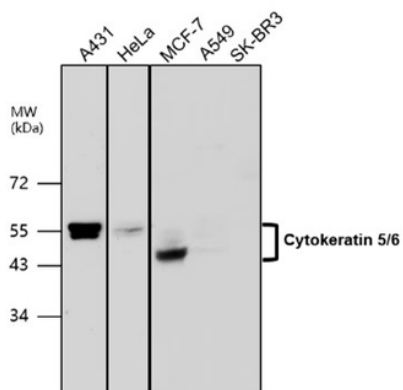
7 Signet Court, Swann Road
Cambridge
CB5 8LA
United Kingdom

Email: info@biorbyt.com, support@biorbyt.com
Phone: [+44 \(0\)1223 859353](tel:+44(0)1223859353) | Fax: [+1 \(415\) 651-8558](tel:+1(415)651-8558)

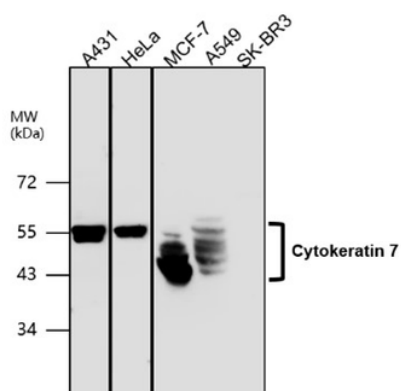
Biorbyt LLC

68 TW Alexander Drive
Research Triangle Park
Durham
NC 27713-2847
United States

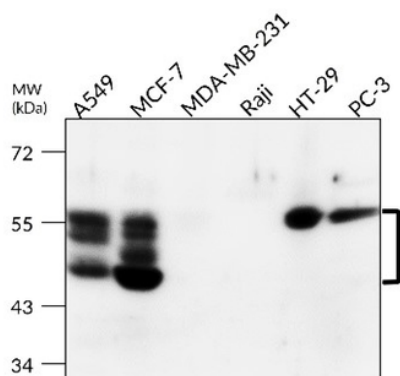
Email: info@biorbyt.com, support@biorbyt.com
Phone: [+1 \(415\) 906-5211](tel:+1(415)906-5211) | Fax: [+1 \(415\) 651-8558](tel:+1(415)651-8558)



Cytokeratin 5/6 antibody Western blot analysis of cell extracts using Cytokeratin 5/6 orb1294308 at 1/2000 dilution.



Cytokeratin 7 antibody Western blot analysis of cell extracts using Cytokeratin 7 orb1294307 at 1/2000 dilution.



Cytokeratin 8 antibody Western blot analysis of cell extracts using Cytokeratin 8 orb1294306 at 1/2000 dilution.

Biorbyt Ltd.

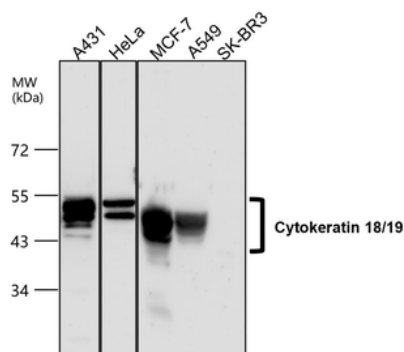
7 Signet Court, Swann Road
Cambridge
CB5 8LA
United Kingdom

Email: info@biorbyt.com, support@biorbyt.com
Phone: +44 (0)1223 859353 | Fax: +1 (415) 651-8558

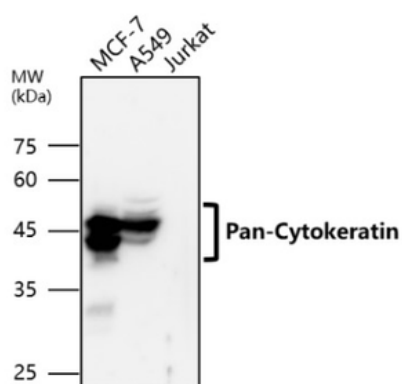
Biorbyt LLC

68 TW Alexander Drive
Research Triangle Park
Durham
NC 27713-2847
United States

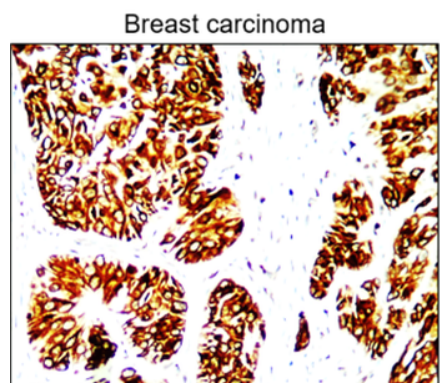
Email: info@biorbyt.com, support@biorbyt.com
Phone: +1 (415) 906-5211 | Fax: +1 (415) 651-8558



Cytokeratin 18/19 antibody Western blot analysis of cell extracts using Cytokeratin 18/19 orb1294303 at 1/3000 dilution.



Pan-Cytokeratin antibody Western blot analysis of cell extracts using Pan- Cytokeratin orb1294309 at 1/3000 dilution.



Cytokeratin 5/6 antibody Immunohistochemical analysis of paraffin embedded Human cancer tissue labeling Cytokeratin 5/6 with orb1294308 at 1/200.

Biorbyt Ltd.

7 Signet Court, Swann Road
Cambridge
CB5 8LA
United Kingdom

Email: info@biorbyt.com, support@biorbyt.com

Phone: +44 (0)1223 859353 | Fax: +1 (415) 651-8558

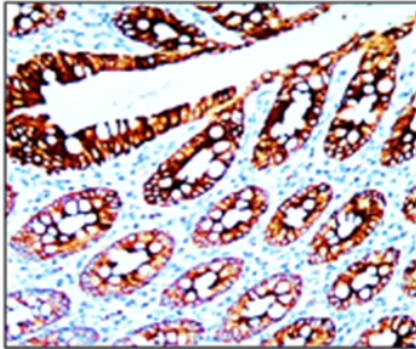
Biorbyt LLC

68 TW Alexander Drive
Research Triangle Park
Durham
NC 27713-2847
United States

Email: info@biorbyt.com, support@biorbyt.com

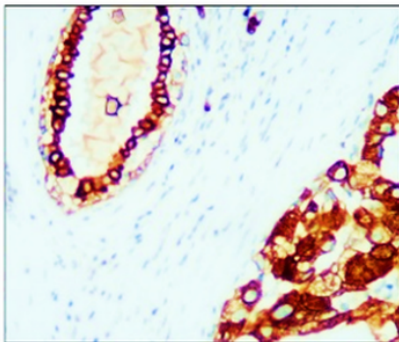
Phone: +1 (415) 906-5211 | Fax: +1 (415) 651-8558

Colorectal carcinoma



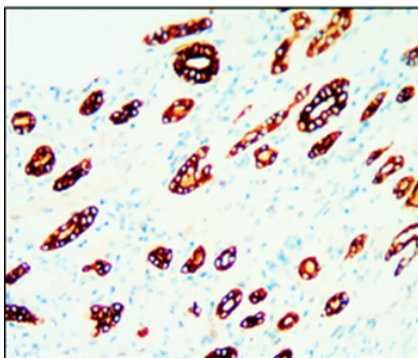
Cytokeratin 7 antibody Immunohistochemical analysis of paraffin embedded Human cancer tissue labeling Cytokeratin 7 with orb1294307 at 1/200.

Breast carcinoma



Cytokeratin 8 antibody Immunohistochemical analysis of paraffin embedded Human cancer tissue labeling Cytokeratin 8 with orb1294306 at 1/200.

Breast carcinoma



Cytokeratin 18/19 antibody Immunohistochemical analysis of paraffin embedded Human cancer tissue labeling Cytokeratin 18/19 with orb1294303 at 1/200.

Biorbyt Ltd.

7 Signet Court, Swann Road
Cambridge
CB5 8LA
United Kingdom

Email: info@biorbyt.com, support@biorbyt.com

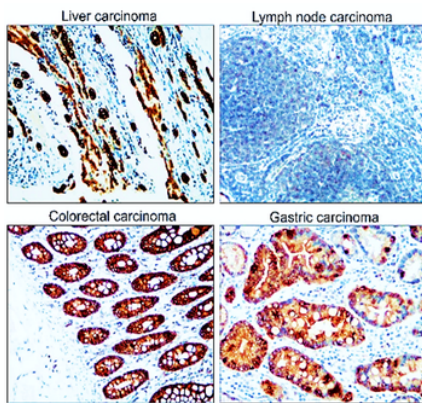
Phone: [+44 \(0\)1223 859353](tel:+44(0)1223859353) | Fax: [+1 \(415\) 651-8558](tel:+1(415)651-8558)

Biorbyt LLC

68 TW Alexander Drive
Research Triangle Park
Durham
NC 27713-2847
United States

Email: info@biorbyt.com, support@biorbyt.com

Phone: [+1 \(415\) 906-5211](tel:+1(415)906-5211) | Fax: [+1 \(415\) 651-8558](tel:+1(415)651-8558)



Pan-Cytokeratin antibody Immunohistochemical analysis of paraffin embedded Human cancer tissue labeling Pan-Cytokeratin with orb1294309 at 1/400.

Biorbyt Ltd.

7 Signet Court, Swann Road
Cambridge
CB5 8LA
United Kingdom

Email: info@biorbyt.com, support@biorbyt.com

Phone: [+44 \(0\)1223 859353](tel:+44(0)1223859353) | Fax: [+1 \(415\) 651-8558](tel:+1(415)651-8558)

Biorbyt LLC

68 TW Alexander Drive
Research Triangle Park
Durham
NC 27713-2847
United States

Email: info@biorbyt.com, support@biorbyt.com

Phone: [+1 \(415\) 906-5211](tel:+1(415)906-5211) | Fax: [+1 \(415\) 651-8558](tel:+1(415)651-8558)