

## Product Datasheet

# Extracellular Matrix / ECM Profiling Antibody Panel (orb3130866)

<b>Catalog Number</b>	orb3130866
<b>Category</b>	Antibodies
<b>Description</b>	The Extracellular Matrix (ECM) Profiling Antibody Panel contains a curated set of antibodies targeting key structural components and remodeling enzymes of the extracellular matrix. This panel enables comprehensive analysis of ECM composition and dynamics, including core structural proteins (COL1A1, fibronectin), crosslinking enzymes (MMP9, MMP1), and matrix-degrading metalloproteinases (TIMP1).
<b>Isotype</b>	Rabbit-IgG
<b>Conjugation</b>	Unconjugated
<b>Reactivity</b>	Human, Mouse, Rat
<b>Buffer/Preservatives</b>	100mM Tris Glycine, 20% Glycerol (pH7). 0.025% ProClin 300 was added as a preservative
<b>Immunogen</b>	Synthetic peptide
<b>Tested applications</b>	IF, IHC, WB
<b>Dilution range</b>	Western Blot 1:500 - 1:1000, Immunochemistry 1:100 - 1:300
<b>Specificity</b>	Endogenous
<b>Storage</b>	Maintain refrigerated at 2-8°C for up to 2 weeks. For long term storage store at -20°C in small aliquots to prevent freeze-thaw cycles.
<b>Note</b>	For research use only

### Biorbyt Ltd.

7 Signet Court, Swann Road  
Cambridge  
CB5 8LA  
United Kingdom

Email: [info@biorbyt.com](mailto:info@biorbyt.com), [support@biorbyt.com](mailto:support@biorbyt.com)

Phone: [+44 \(0\)1223 859353](tel:+44(0)1223859353) | Fax: [+1 \(415\) 651-8558](tel:+1(415)651-8558)

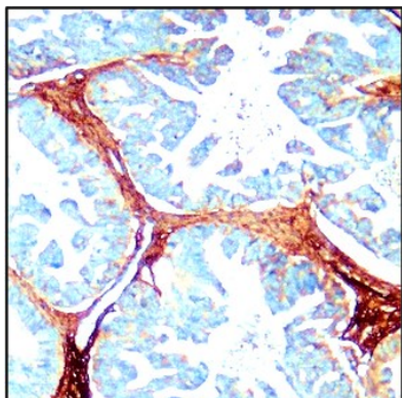
### Biorbyt LLC

68 TW Alexander Drive  
Research Triangle Park  
Durham  
NC 27713  
United States

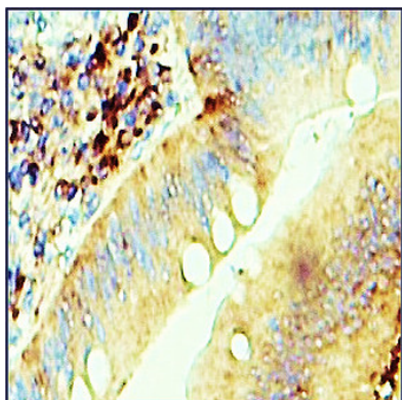
Email: [info@biorbyt.com](mailto:info@biorbyt.com), [support@biorbyt.com](mailto:support@biorbyt.com)

Phone: [+1 \(415\) 906-5211](tel:+1(415)906-5211) | Fax: [+1 \(415\) 651-8558](tel:+1(415)651-8558)

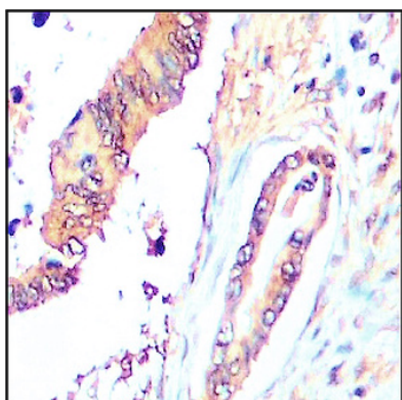
**Expiration Date** 12 months from date of receipt.



Collagen I antibody Immunohistochemistry analysis of Collagen I orb1294293 at 1/200 dilution.



MMP9 antibody Immunohistochemistry analysis of MMP9 orb1294373 at 1/100 dilution.



MMP1 antibody Immunohistochemistry analysis of MMP1 orb1294376 at 1/100 dilution.

**Biorbyt Ltd.**

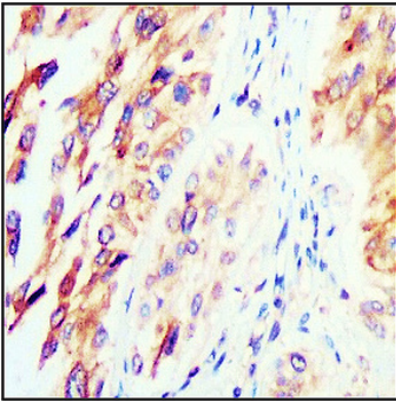
7 Signet Court, Swann Road  
Cambridge  
CB5 8LA  
United Kingdom

Email: [info@biorbyt.com](mailto:info@biorbyt.com), [support@biorbyt.com](mailto:support@biorbyt.com)  
Phone: +44 (0)1223 859353 | Fax: +1 (415) 651-8558


**Biorbyt LLC**

68 TW Alexander Drive  
Research Triangle Park  
Durham  
NC 27713  
United States

Email: [info@biorbyt.com](mailto:info@biorbyt.com), [support@biorbyt.com](mailto:support@biorbyt.com)  
Phone: +1 (415) 906-5211 | Fax: +1 (415) 651-8558



TIMP1 antibody Immunocytochemistry analysis of TIMP1 orb1294371 at 1/200 dilution.



Fibronectin antibody Immunocytochemistry analysis of Fibronectin orb1294256 at 1/200 dilution.

**Biorbyt Ltd.**

7 Signet Court, Swann Road  
Cambridge  
CB5 8LA  
United Kingdom

Email: [info@biorbyt.com](mailto:info@biorbyt.com), [support@biorbyt.com](mailto:support@biorbyt.com)

Phone: [+44 \(0\)1223 859353](tel:+44(0)1223859353) | Fax: [+1 \(415\) 651-8558](tel:+1(415)651-8558)

**Biorbyt LLC**

68 TW Alexander Drive  
Research Triangle Park  
Durham  
NC 27713  
United States

Email: [info@biorbyt.com](mailto:info@biorbyt.com), [support@biorbyt.com](mailto:support@biorbyt.com)

Phone: [+1 \(415\) 906-5211](tel:+1(415)906-5211) | Fax: [+1 \(415\) 651-8558](tel:+1(415)651-8558)