

## Product Datasheet

### TGF- $\beta$ mAb (1D11.16.8), InVivoPure (orb3127235)

<b>Catalog Number</b>	orb3127235
<b>Category</b>	Antibodies
<b>Description</b>	<p>The 1D11.16.8 antibody (HB-9849TM) is a mouse monoclonal antibody directed against transforming growth factor-beta (TGF-<math>\beta</math>) isoforms 1, 2, and 3. TGF-<math>\beta</math> is a multifunctional cytokine involved in the regulation of proliferation and differentiation of various cell types, including epithelial cells, endothelial cells, fibroblasts, neurons, and immune cells such as T lymphocytes and natural killer cells. This antibody is known for its ability to neutralize TGF-<math>\beta</math> activity, making it a valuable tool in both in vitro and in vivo studies. It has been shown to significantly improve outcomes in models of advanced pancreatic cancer by inhibiting TGF-<math>\beta</math>, resulting in reduced mortality, weight loss and muscle wasting. The 1D11.16.8 antibody is highly specific and reacts with TGF-<math>\beta</math> in multiple species, including humans, mice, rats, monkeys, hamsters, dogs and cows. It is commonly used in research applications such as Western blotting, immunohistochemistry, and functional assays to study the role of TGF-<math>\beta</math> in various biological processes and diseases.</p>
<b>Target</b>	GF $\beta$ ; TGFB1; TGFB2; TGFB3
<b>Clonality</b>	Monoclonal
<b>Species/Host</b>	Mouse
<b>Isotype</b>	m IgG1
<b>Conjugation</b>	Unconjugated
<b>Reactivity</b>	Bovine, Canine, Hamster, Human, Monkey, Mouse, Rat
<b>Form/Appearance</b>	Clear Liquid, PBS, pH 7.4, 0.2 $\mu$ m sterile filtered
<b>Concentration</b>	$\geq$ 1 mg/ mL

**Biorbyt Ltd.**

7 Signet Court, Swann Road  
Cambridge  
CB5 8LA  
United Kingdom

Email: [info@biorbyt.com](mailto:info@biorbyt.com), [support@biorbyt.com](mailto:support@biorbyt.com)

Phone: [+44 \(0\)1223 859353](tel:+44(0)1223859353) | Fax: [+1 \(415\) 651-8558](tel:+1(415)651-8558)

**Biorbyt LLC**

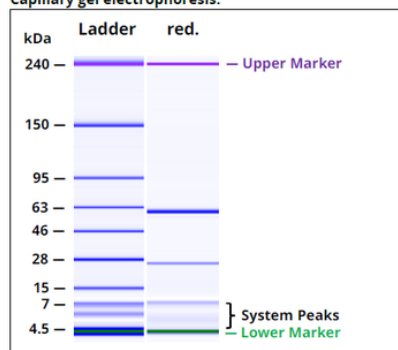
68 TW Alexander Drive  
Research Triangle Park  
Durham  
NC 27713  
United States

Email: [info@biorbyt.com](mailto:info@biorbyt.com), [support@biorbyt.com](mailto:support@biorbyt.com)

Phone: [+1 \(415\) 906-5211](tel:+1(415)906-5211) | Fax: [+1 \(415\) 651-8558](tel:+1(415)651-8558)

<b>Purity</b>	≥ 90 % (CGE, reducing conditions) ≤ 10 % aggregates (analytical SEC) Endotoxin level ≤ 2 EU/mg
<b>Immunogen</b>	Animals were immunized with a bovine TGF-beta2
<b>UniProt ID</b>	<b>A6QP91, P18341, P21214</b>
<b>Tested applications</b>	FA, IHC, IHC-P, IP, NeA, WB
<b>Application notes</b>	Recomended Isotype: Mouse IgG1κ Isotype Control. Recomendated Isotype Catalog: orb2568796
<b>Antibody Type</b>	Primary Antibody
<b>Clone Number</b>	1D11.16.8
<b>Storage</b>	Maintain refrigerated at 2-8°C for up to 2 weeks. For long term storage store at -20°C in small aliquots to prevent freeze-thaw cycles.
<b>Note</b>	For research use only
<b>Expiration Date</b>	12 months from date of receipt.

Capillary gel electrophoresis:



CGE of the purified protein under reducing (red.) conditions.

SDS-PAGE gel analysis of orb3127235.

**Biorbyt Ltd.**

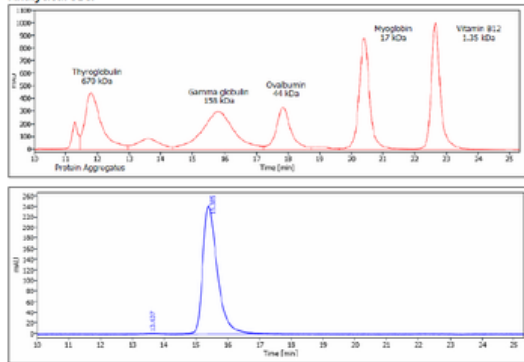
7 Signet Court, Swann Road  
Cambridge  
CB5 8LA  
United Kingdom

Email: [info@biorbyt.com](mailto:info@biorbyt.com), [support@biorbyt.com](mailto:support@biorbyt.com)Phone: [+44 \(0\)1223 859353](tel:+44(0)1223859353) | Fax: [+1 \(415\) 651-8558](tel:+1(415)651-8558)**Biorbyt LLC**

68 TW Alexander Drive  
Research Triangle Park  
Durham  
NC 27713  
United States

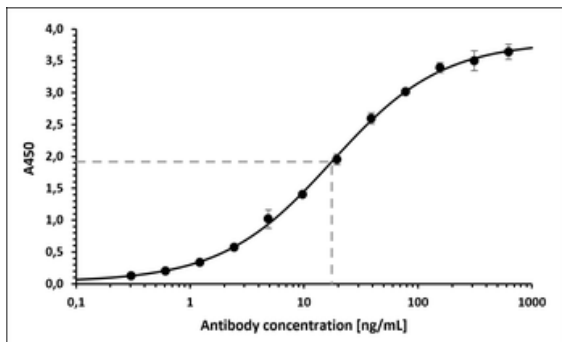
Email: [info@biorbyt.com](mailto:info@biorbyt.com), [support@biorbyt.com](mailto:support@biorbyt.com)Phone: [+1 \(415\) 906-5211](tel:+1(415)906-5211) | Fax: [+1 \(415\) 651-8558](tel:+1(415)651-8558)

Analytical SEC:



Analytical SEC of purified protein (blue) in comparison with gel filtration standard (red).

SEC-HPLC purity analysis of orb3127235.



Standard curve for orb3127235 ELISA kit.

ELISA analysis of TGF- $\beta$  mAb (1D11.16.8). Coating antigen: human TGF- $\beta$ 1 at 1  $\mu$ g/mL. The EC50 of the antibody is 17,49 ng/mL.

**Biorbyt Ltd.**

7 Signet Court, Swann Road  
Cambridge  
CB5 8LA  
United Kingdom

Email: [info@biorbyt.com](mailto:info@biorbyt.com), [support@biorbyt.com](mailto:support@biorbyt.com)  
Phone: +44 (0)1223 859353 | Fax: +1 (415) 651-8558

**Biorbyt LLC**

68 TW Alexander Drive  
Research Triangle Park  
Durham  
NC 27713  
United States

Email: [info@biorbyt.com](mailto:info@biorbyt.com), [support@biorbyt.com](mailto:support@biorbyt.com)  
Phone: +1 (415) 906-5211 | Fax: +1 (415) 651-8558