

## Product Datasheet

# Fibrinopeptide B Rabbit Polyclonal Antibody (orb304508)

<b>Catalog Number</b>	orb304508
<b>Category</b>	Antibodies
<b>Description</b>	Fibrinopeptide B Rabbit Polyclonal Antibody
<b>Target</b>	Fibrinopeptide B
<b>Clonality</b>	Polyclonal
<b>Species/Host</b>	Rabbit
<b>Isotype</b>	IgG
<b>Conjugation</b>	Unconjugated
<b>Reactivity</b>	Human, Mouse, Rat
<b>Form/Appearance</b>	10 mM PBS, 0.02% sodium azide
<b>Concentration</b>	- 100 µg (in 200 µl): 0.5 mg/ml- 200 µg (in 400 µl): 0.5 mg/ml
<b>Purity</b>	Polyclonal antibodies are purified by peptide affinity chromatography
<b>Immunogen</b>	KLH conjugated synthetic peptide derived from human Fibrinopeptide B. Please contact us for the exact immunogen sequence. The peptide is available as orb374885.
<b>UniProt ID</b>	<b><a href="#">P14480</a>, <a href="#">Q8K0E8</a>, <a href="#">P02675</a></b>
<b>MW</b>	90 kDa
<b>Tested applications</b>	ELISA, ICC, IF, IHC-P, WB

**Biorbyt Ltd.**

7 Signet Court, Swann Road  
Cambridge  
CB5 8LA  
United Kingdom

Email: [info@biorbyt.com](mailto:info@biorbyt.com), [support@biorbyt.com](mailto:support@biorbyt.com)

Phone: [+44 \(0\)1223 859353](tel:+44(0)1223859353) | Fax: [+1 \(415\) 651-8558](tel:+1(415)651-8558)

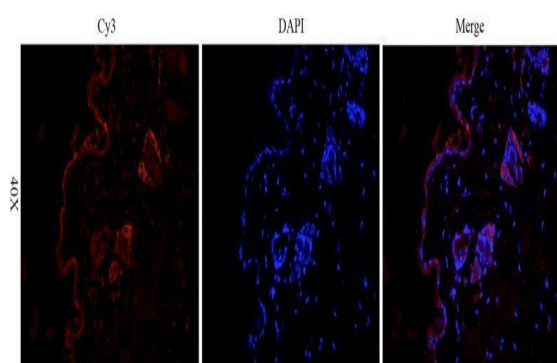
**Biorbyt LLC**

68 TW Alexander Drive  
Research Triangle Park  
Durham  
NC 27713  
United States

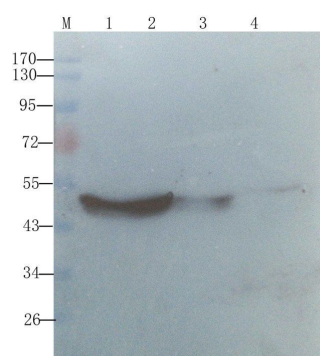
Email: [info@biorbyt.com](mailto:info@biorbyt.com), [support@biorbyt.com](mailto:support@biorbyt.com)

Phone: [+1 \(415\) 906-5211](tel:+1(415)906-5211) | Fax: [+1 \(415\) 651-8558](tel:+1(415)651-8558)

<b>Dilution range</b>	IF/ICC: 1:200, IHC-P: 1:200, WB: 1:200-1000
<b>Storage</b>	Maintain refrigerated at 2-8°C for up to 2 weeks. For long term storage store at -20°C in small aliquots to prevent freeze-thaw cycles.
<b>Note</b>	For research use only
<b>Entrez</b>	<b>2244</b>
<b>NCBI</b>	<b>005132, 005141</b>
<b>Expiration Date</b>	12 months from date of receipt.



Immunofluorescence image of mouse skin tissue using Fibrinopeptide B antibody (2.5 ug/ml)



Western blot analysis of mouse kidney lysate using Fibrinopeptide B antibody (1 ug/ml)

**Biorbyt Ltd.**

7 Signet Court, Swann Road  
Cambridge  
CB5 8LA  
United Kingdom

Email: [info@biorbyt.com](mailto:info@biorbyt.com), [support@biorbyt.com](mailto:support@biorbyt.com)

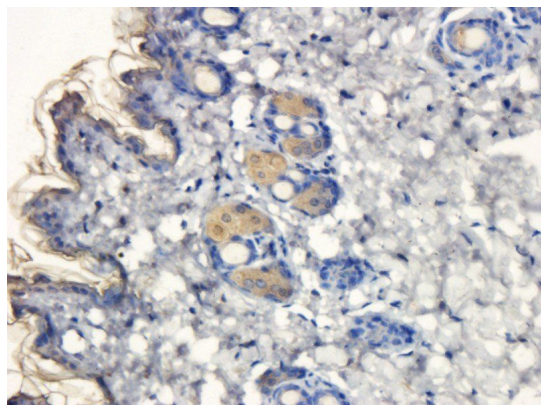
Phone: [+44 \(0\)1223 859353](tel:+44(0)1223859353) | Fax: [+1 \(415\) 651-8558](tel:+1(415)651-8558)

**Biorbyt LLC**

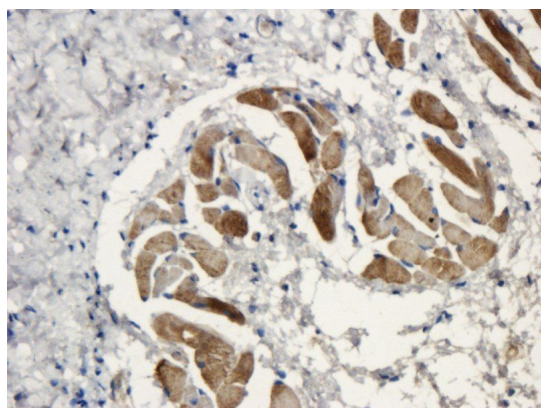
68 TW Alexander Drive  
Research Triangle Park  
Durham  
NC 27713  
United States

Email: [info@biorbyt.com](mailto:info@biorbyt.com), [support@biorbyt.com](mailto:support@biorbyt.com)

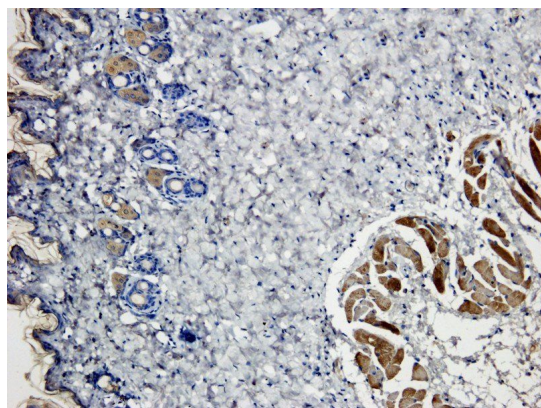
Phone: [+1 \(415\) 906-5211](tel:+1(415)906-5211) | Fax: [+1 \(415\) 651-8558](tel:+1(415)651-8558)



Immunohistochemical staining of paraffin embedded mouse skin tissue using Fibrinopeptide B antibody (2.5 ug/ml)



Immunohistochemical staining of mouse skin tissue using anti-Fibrinopeptide B (2.5 ug/ml)



IHC-P image of mouse skin tissue using anti-Fibrinopeptide B (2.5 ug/ml)

**Biorbyt Ltd.**

7 Signet Court, Swann Road  
Cambridge  
CB5 8LA  
United Kingdom

Email: [info@biorbyt.com](mailto:info@biorbyt.com), [support@biorbyt.com](mailto:support@biorbyt.com)

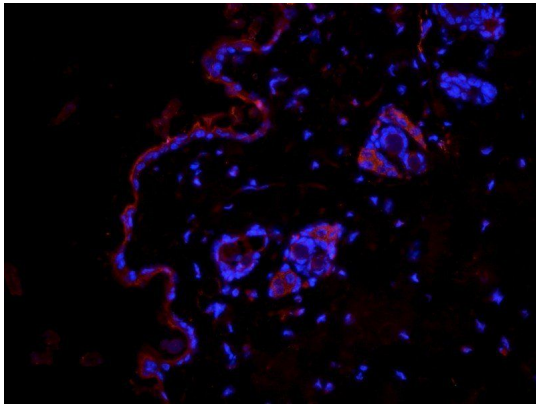
Phone: [+44 \(0\)1223 859353](tel:+44(0)1223859353) | Fax: [+1 \(415\) 651-8558](tel:+1(415)651-8558)

**Biorbyt LLC**

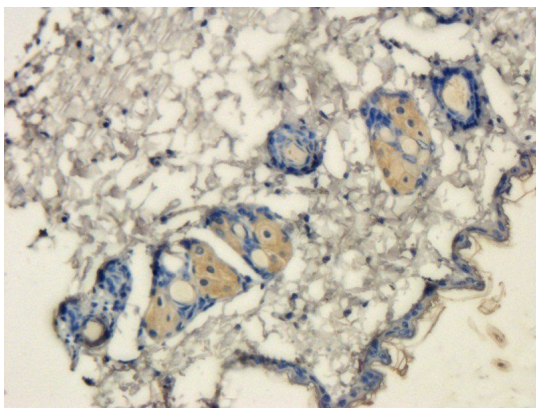
68 TW Alexander Drive  
Research Triangle Park  
Durham  
NC 27713  
United States

Email: [info@biorbyt.com](mailto:info@biorbyt.com), [support@biorbyt.com](mailto:support@biorbyt.com)

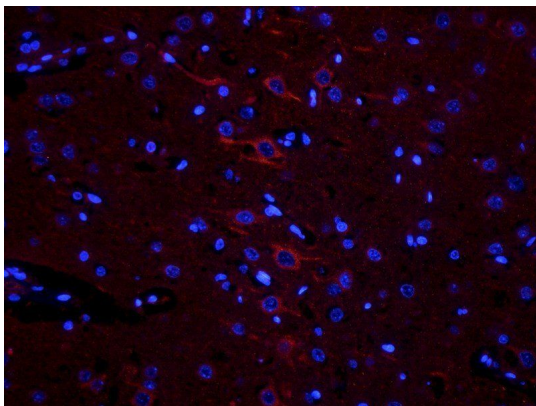
Phone: [+1 \(415\) 906-5211](tel:+1(415)906-5211) | Fax: [+1 \(415\) 651-8558](tel:+1(415)651-8558)



IF image of mouse skin tissue using Fibrinopeptide B antibody (2.5 ug/ml)



IHC-P staining of mouse skin tissue using anti-Fibrinopeptide B (2.5 ug/ml)



Immunofluorescence analysis of rat brain tissue using Fibrinopeptide B antibody (2.5 ug/ml)

**Biorbyt Ltd.**

7 Signet Court, Swann Road  
Cambridge  
CB5 8LA  
United Kingdom

Email: [info@biorbyt.com](mailto:info@biorbyt.com), [support@biorbyt.com](mailto:support@biorbyt.com)

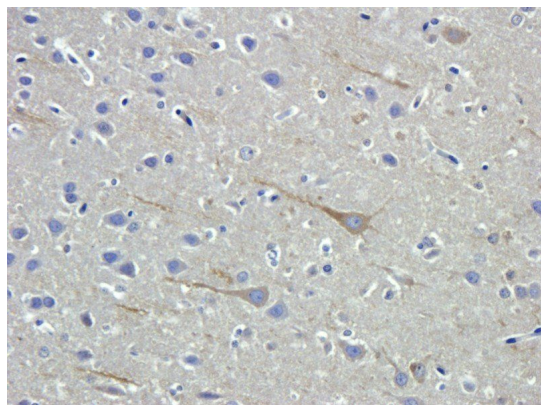
Phone: [+44 \(0\)1223 859353](tel:+44(0)1223859353) | Fax: [+1 \(415\) 651-8558](tel:+1(415)651-8558)

**Biorbyt LLC**

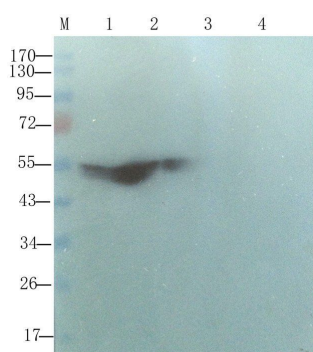
68 TW Alexander Drive  
Research Triangle Park  
Durham  
NC 27713  
United States

Email: [info@biorbyt.com](mailto:info@biorbyt.com), [support@biorbyt.com](mailto:support@biorbyt.com)

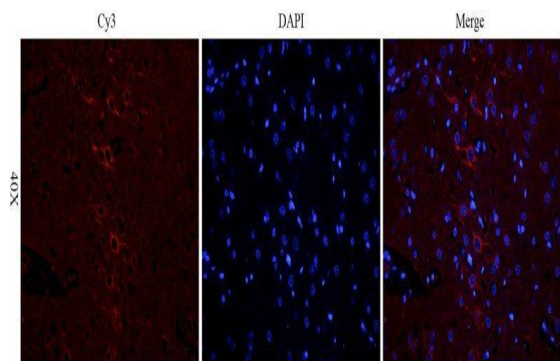
Phone: [+1 \(415\) 906-5211](tel:+1(415)906-5211) | Fax: [+1 \(415\) 651-8558](tel:+1(415)651-8558)



Immunohistochemical staining of paraffin embedded rat brain tissue using Fibrinopeptide B antibody (2.5 ug/ml)



WB analysis of mouse kidney lysate using Fibrinopeptide B antibody (1 ug/ml)



IF analysis of rat brain tissue using anti-Fibrinopeptide B (2.5 ug/ml)

**Biorbyt Ltd.**

7 Signet Court, Swann Road  
Cambridge  
CB5 8LA  
United Kingdom

Email: [info@biorbyt.com](mailto:info@biorbyt.com), [support@biorbyt.com](mailto:support@biorbyt.com)

Phone: [+44 \(0\)1223 859353](tel:+44(0)1223859353) | Fax: [+1 \(415\) 651-8558](tel:+1(415)651-8558)

**Biorbyt LLC**

68 TW Alexander Drive  
Research Triangle Park  
Durham  
NC 27713  
United States

Email: [info@biorbyt.com](mailto:info@biorbyt.com), [support@biorbyt.com](mailto:support@biorbyt.com)

Phone: [+1 \(415\) 906-5211](tel:+1(415)906-5211) | Fax: [+1 \(415\) 651-8558](tel:+1(415)651-8558)