

## Product Datasheet

# Bimagrumab Human Monoclonal Antibody (orb2978095)

<b>Catalog Number</b>	orb2978095
<b>Category</b>	Antibodies
<b>Description</b>	Bimagrumab is a research-grade recombinant antibody targeting ACVR2. Produced in mammalian cells with native-like glycosylation. Highlights Research Grade: For PK/PD studies, assay development, and ADA research. Native Glycosylation: Mammalian expression ensures native-like patterns.
<b>Clonality</b>	Monoclonal
<b>Species/Host</b>	Human
<b>Isotype</b>	IgG1-lambda
<b>Conjugation</b>	Unconjugated
<b>Reactivity</b>	Human
<b>Form/Appearance</b>	Liquid
<b>Concentration</b>	Lot dependent
<b>Buffer/Preservatives</b>	0.01M PBS, pH 7.4.
<b>Purity</b>	>95% purity as determined by SDS-PAGE.
<b>Purification</b>	Protein A/G purified from cell culture supernatant.
<b>UniProt ID</b>	<b>P27037, Q13705</b>
<b>Tested applications</b>	ELISA, FA, FACS, In vivo

**Biorbyt Ltd.**

7 Signet Court, Swann Road  
Cambridge  
CB5 8LA  
United Kingdom

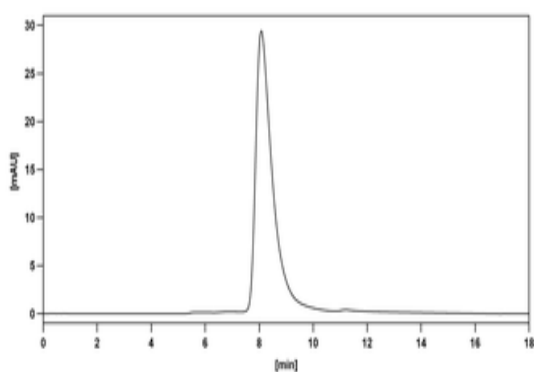
Email: [info@biorbyt.com](mailto:info@biorbyt.com), [support@biorbyt.com](mailto:support@biorbyt.com)  
Phone: [+44 \(0\)1223 859353](tel:+44(0)1223859353) | Fax: [+1 \(415\) 651-8558](tel:+1(415)651-8558)

**Biorbyt LLC**

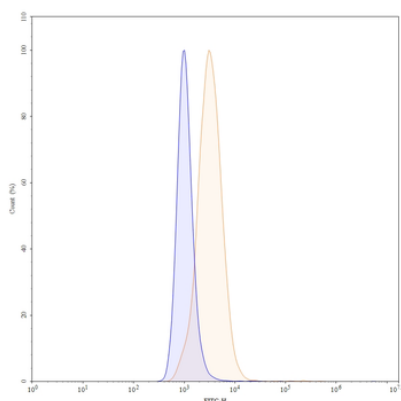
68 TW Alexander Drive  
Research Triangle Park  
Durham  
NC 27713-2847  
United States

Email: [info@biorbyt.com](mailto:info@biorbyt.com), [support@biorbyt.com](mailto:support@biorbyt.com)  
Phone: [+1 \(415\) 906-5211](tel:+1(415)906-5211) | Fax: [+1 \(415\) 651-8558](tel:+1(415)651-8558)

<b>Antibody Type</b>	Biosimilar Antibody
<b>Expression System</b>	Mammalian Cells
<b>Endotoxins</b>	Please contact with the lab for this information.
<b>Storage</b>	Maintain refrigerated at 2-8°C for up to 2 weeks. For long term storage store at -20°C in small aliquots to prevent freeze-thaw cycles.
<b>Note</b>	For research use only
<b>Expiration Date</b>	12 months from date of receipt.



Detects ACVR2A in indirect ELISAs.



Flow-cytometry using anti-human ACVR2A antibody. HeLa cells were stained with an irrelevant antibody (Blue Histogram) or an anti-human ACVR2A monoclonal antibody (Catalog orb2978095, Yellow Histogram) at a concentration of 5 µg/ml for 30 mins at RT. After washing, bound antibody was detected using a Goat Anti-Human IgG H&L Polyclonal Antibody, FITC and cells analysed on a NovoCyte Flow Cytometer.

**Biorbyt Ltd.**

7 Signet Court, Swann Road  
Cambridge  
CB5 8LA  
United Kingdom

Email: [info@biorbyt.com](mailto:info@biorbyt.com), [support@biorbyt.com](mailto:support@biorbyt.com)

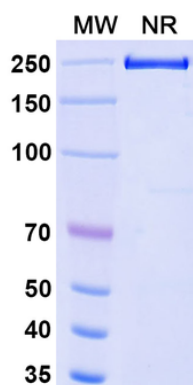
Phone: +44 (0)1223 859353 | Fax: +1 (415) 651-8558

**Biorbyt LLC**

68 TW Alexander Drive  
Research Triangle Park  
Durham  
NC 27713-2847  
United States

Email: [info@biorbyt.com](mailto:info@biorbyt.com), [support@biorbyt.com](mailto:support@biorbyt.com)

Phone: +1 (415) 906-5211 | Fax: +1 (415) 651-8558



SDS-PAGE for Research Grade Bimagrumb.

**Biorbyt Ltd.**

7 Signet Court, Swann Road  
Cambridge  
CB5 8LA  
United Kingdom

Email: [info@biorbyt.com](mailto:info@biorbyt.com), [support@biorbyt.com](mailto:support@biorbyt.com)

Phone: [+44 \(0\)1223 859353](tel:+44(0)1223859353) | Fax: [+1 \(415\) 651-8558](tel:+1(415)651-8558)

**Biorbyt LLC**

68 TW Alexander Drive  
Research Triangle Park  
Durham  
NC 27713-2847  
United States

Email: [info@biorbyt.com](mailto:info@biorbyt.com), [support@biorbyt.com](mailto:support@biorbyt.com)

Phone: [+1 \(415\) 906-5211](tel:+1(415)906-5211) | Fax: [+1 \(415\) 651-8558](tel:+1(415)651-8558)