

Product Datasheet

HeV/NiV Glycoprotein G Human Monoclonal Antibody (orb2961094)

Catalog Number	orb2961094
Category	Antibodies
Description	Anti-HeV/NiV Glycoprotein G Antibody (BJGPXX1) is a human monoclonal antibody detecting G in ELISA, Neutralization.
Clonality	Monoclonal
Species/Host	Human
Isotype	IgG1, kappa
Conjugation	Unconjugated
Reactivity	Virus
Form/Appearance	Liquid
Concentration	Lot dependent
Buffer/Preservatives	0.01M PBS, pH 7.4.
Purity	>95% as determined by SDS-PAGE.
Purification	Protein A/G purified from cell culture supernatant.
UniProt ID	Q9IH62, O89343
Tested applications	ELISA, NeA
Antibody Type	Recombinant Antibody

Biorbyt Ltd.

7 Signet Court, Swann Road
Cambridge
CB5 8LA
United Kingdom

Email: info@biorbyt.com, support@biorbyt.com

Phone: [+44 \(0\)1223 859353](tel:+44(0)1223859353) | Fax: [+1 \(415\) 651-8558](tel:+1(415)651-8558)

Biorbyt LLC

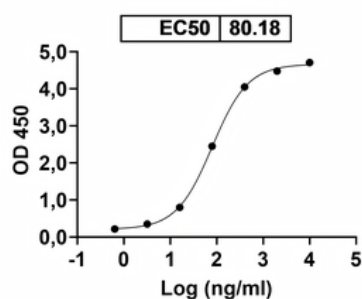
68 TW Alexander Drive
Research Triangle Park
Durham
NC 27713-2847
United States

Email: info@biorbyt.com, support@biorbyt.com

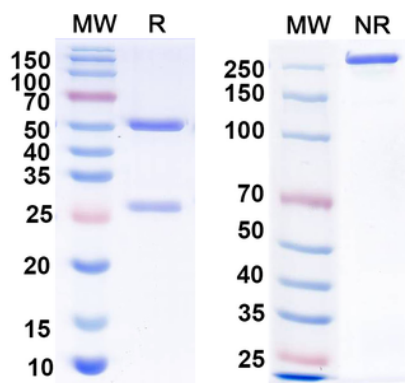
Phone: [+1 \(415\) 906-5211](tel:+1(415)906-5211) | Fax: [+1 \(415\) 651-8558](tel:+1(415)651-8558)

Clone Number	BJGPXX1
Endotoxins	Please contact with the lab for this information.
Storage	Maintain refrigerated at 2-8°C for up to 2 weeks. For long term storage store at -20°C in small aliquots to prevent freeze-thaw cycles.
Note	For research use only
Expiration Date	12 months from date of receipt.

Anti-HeV/NiV Glycoprotein G Antibody
binds with HeV Glycoprotein G



Detects recombinant Hendra virus Glycoprotein G (Catalog No: orb2964206) in indirect ELISA.



SDS-PAGE for Anti-HeV/NiV Glycoprotein G Antibody.

Biorbyt Ltd.

7 Signet Court, Swann Road
Cambridge
CB5 8LA
United Kingdom

Email: info@biorbyt.com, support@biorbyt.com

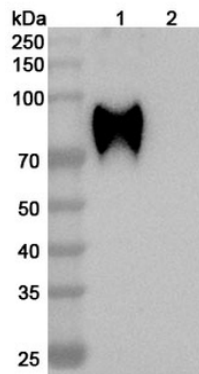
Phone: +44 (0)1223 859353 | Fax: +1 (415) 651-8558

Biorbyt LLC

68 TW Alexander Drive
Research Triangle Park
Durham
NC 27713-2847
United States

Email: info@biorbyt.com, support@biorbyt.com

Phone: +1 (415) 906-5211 | Fax: +1 (415) 651-8558



Western blot analysis was performed using anti-Hendra virus Glycoprotein G monoclonal antibody at 1 $\mu\text{g}/\text{mL}$ on various samples. Lane 1: recombinant Hendra virus Glycoprotein G (Catalog No: orb2964206), Lane 2: negative control.

Biorbyt Ltd.

7 Signet Court, Swann Road
Cambridge
CB5 8LA
United Kingdom

Email: info@biorbyt.com, support@biorbyt.com

Phone: [+44 \(0\)1223 859353](tel:+44(0)1223859353) | Fax: [+1 \(415\) 651-8558](tel:+1(415)651-8558)

Biorbyt LLC

68 TW Alexander Drive
Research Triangle Park
Durham
NC 27713-2847
United States

Email: info@biorbyt.com, support@biorbyt.com

Phone: [+1 \(415\) 906-5211](tel:+1(415)906-5211) | Fax: [+1 \(415\) 651-8558](tel:+1(415)651-8558)