

Product Datasheet

CD147/BSG Mouse Monoclonal Antibody (orb2957426)

Catalog Number	orb2957426
Category	Antibodies
Description	Anti-Human CD147/BSG Antibody (B6C7) is a mouse monoclonal antibody detecting Hepatoma-associated antigen in WB. Suitable for Human.
Clonality	Monoclonal
Species/Host	Mouse
Isotype	IgG2a, kappa
Conjugation	Unconjugated
Reactivity	Human
Form/Appearance	Liquid
Concentration	Lot dependent
Buffer/Preservatives	0.01M PBS, pH 7.4.
Purity	>95% as determined by SDS-PAGE.
Purification	Protein A/G purified from cell culture supernatant.
UniProt ID	P35613
Tested applications	WB
Antibody Type	Primary Antibody

Biorbyt Ltd.

7 Signet Court, Swann Road
Cambridge
CB5 8LA
United Kingdom

Email: info@biorbyt.com, support@biorbyt.com

Phone: [+44 \(0\)1223 859353](tel:+44(0)1223859353) | Fax: [+1 \(415\) 651-8558](tel:+1(415)651-8558)

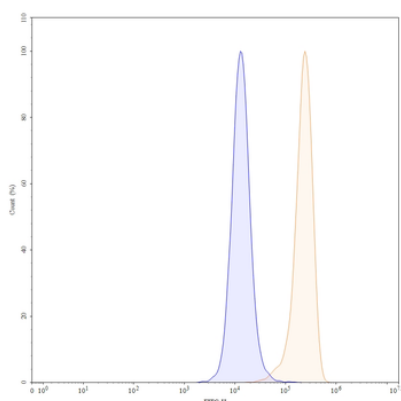
Biorbyt LLC

68 TW Alexander Drive
Research Triangle Park
Durham
NC 27713
United States

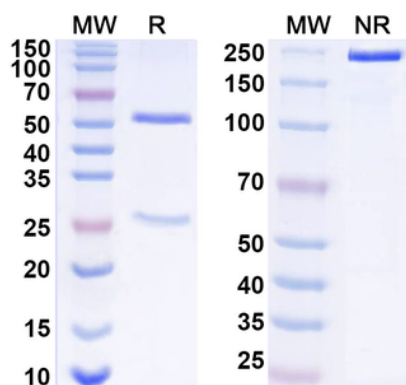
Email: info@biorbyt.com, support@biorbyt.com

Phone: [+1 \(415\) 906-5211](tel:+1(415)906-5211) | Fax: [+1 \(415\) 651-8558](tel:+1(415)651-8558)

Clone Number	B6C7
Endotoxins	Please contact with the lab for this information.
Storage	Maintain refrigerated at 2-8°C for up to 2 weeks. For long term storage store at -20°C in small aliquots to prevent freeze-thaw cycles.
Note	For research use only
Expiration Date	12 months from date of receipt.



Flow-cytometry using FITC anti-human CD147 antibody. HeLa cells were stained with an irrelevant antibody (Blue Histogram) or an FITC anti-human CD147 monoclonal antibody (Catalog: orb2957426, Yellow Histogram) at a concentration of 5 µg/ml for 30 mins at RT. After washing, and cells analysed on a NovoCyte Flow Cytometer.



SDS-PAGE for Anti-Human CD147/BSG Antibody.

Biorbyt Ltd.

7 Signet Court, Swann Road
Cambridge
CB5 8LA
United Kingdom

Email: info@biorbyt.com, support@biorbyt.com


Phone: +44 (0)1223 859353 | Fax: +1 (415) 651-8558

Biorbyt LLC

68 TW Alexander Drive
Research Triangle Park
Durham
NC 27713
United States

Email: info@biorbyt.com, support@biorbyt.com

Phone: +1 (415) 906-5211 | Fax: +1 (415) 651-8558



Western blot analysis was performed using anti-CD147/BSG monoclonal antibody at 1 μ g/mL on various samples. Lane 1: recombinant human CD147/BSG (Catalog No: orb2966786).

Biorbyt Ltd.

7 Signet Court, Swann Road
Cambridge
CB5 8LA
United Kingdom

Email: info@biorbyt.com, support@biorbyt.com

Phone: [+44 \(0\)1223 859353](tel:+44(0)1223859353) | Fax: [+1 \(415\) 651-8558](tel:+1(415)651-8558)

Biorbyt LLC

68 TW Alexander Drive
Research Triangle Park
Durham
NC 27713
United States

Email: info@biorbyt.com, support@biorbyt.com

Phone: [+1 \(415\) 906-5211](tel:+1(415)906-5211) | Fax: [+1 \(415\) 651-8558](tel:+1(415)651-8558)