

## Product Datasheet

# CD31/PECAM1 Mouse Monoclonal Antibody (orb2956852)

<b>Catalog Number</b>	orb2956852
<b>Category</b>	Antibodies
<b>Description</b>	Anti-Human CD31/PECAM1 Antibody (BUCC4390) is a mouse monoclonal antibody detecting Platelet endothelial cell adhesion molecule in ELISA, WB, FCM. Suitable for Human. Highlights Multi-Application: Validated across multiple applications. Flow Cytometry: Validated for flow cytometry applications.
<b>Clonality</b>	Monoclonal
<b>Species/Host</b>	Mouse
<b>Isotype</b>	VHH-mFc (IgG2a)
<b>Conjugation</b>	Unconjugated
<b>Reactivity</b>	Human
<b>Form/Appearance</b>	Liquid
<b>Buffer/Preservatives</b>	0.01M PBS, pH 7.4.
<b>Purity</b>	>95% as determined by SDS-PAGE.
<b>Purification</b>	Protein A/G purified from cell culture supernatant.
<b>UniProt ID</b>	<b>P16284</b>
<b>Tested applications</b>	ELISA, FC, WB
<b>Antibody Type</b>	Recombinant Antibody

### Biorbyt Ltd.

7 Signet Court, Swann Road  
Cambridge  
CB5 8LA  
United Kingdom

Email: [info@biorbyt.com](mailto:info@biorbyt.com), [support@biorbyt.com](mailto:support@biorbyt.com)

Phone: [+44 \(0\)1223 859353](tel:+44(0)1223859353) | Fax: [+1 \(415\) 651-8558](tel:+1(415)651-8558)

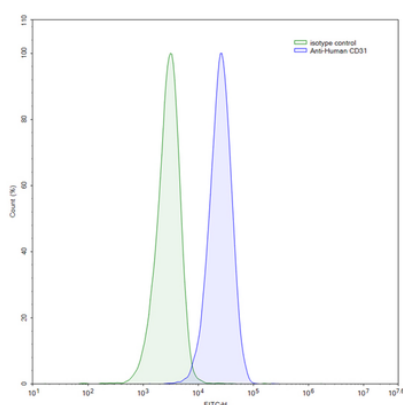
### Biorbyt LLC

68 TW Alexander Drive  
Research Triangle Park  
Durham  
NC 27713  
United States

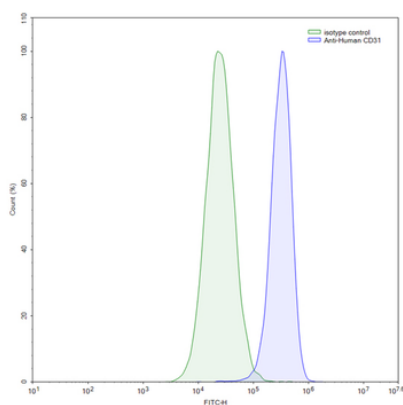
Email: [info@biorbyt.com](mailto:info@biorbyt.com), [support@biorbyt.com](mailto:support@biorbyt.com)

Phone: [+1 \(415\) 906-5211](tel:+1(415)906-5211) | Fax: [+1 \(415\) 651-8558](tel:+1(415)651-8558)

<b>Clone Number</b>	BUCC4390
<b>Endotoxins</b>	Please contact with the lab for this information.
<b>Storage</b>	Maintain refrigerated at 2-8°C for up to 2 weeks. For long term storage store at -20°C in small aliquots to prevent freeze-thaw cycles.
<b>Note</b>	For research use only
<b>Expiration Date</b>	12 months from date of receipt.



Flow-cytometry using anti-human CD31 antibody. Jurkat cells were stained with an irrelevant antibody (Blue Histogram) or an anti-human CD31 monoclonal antibody (Catalog orb2956852, Yellow Histogram) at a concentration of 5 µg/ml for 30 mins at RT. After washing, bound antibody was detected using a Goat Anti-Mouse IgG H&L Polyclonal Antibody, FITC and cells analysed on a NovoCyte Flow Cytometer.



Flow-cytometry using anti-human CD31 antibody. THP-1 cells were stained with an irrelevant antibody (Green Histogram) or an anti-human CD31 antibody monoclonal antibody (Catalog # orb2956852, Blue Histogram) at a concentration of 5 µg/mL for 30 mins at RT. After washing, bound antibody was detected using a FITC conjugated goat anti-mouse antibody and cells analysed on a NovoCyte Flow Cytometer.

**Biorbyt Ltd.**

7 Signet Court, Swann Road  
Cambridge  
CB5 8LA  
United Kingdom

Email: [info@biorbyt.com](mailto:info@biorbyt.com), [support@biorbyt.com](mailto:support@biorbyt.com)

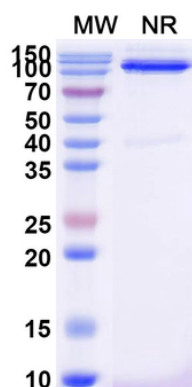
Phone: **+44 (0)1223 859353** | Fax: **+1 (415) 651-8558**

**Biorbyt LLC**

68 TW Alexander Drive  
Research Triangle Park  
Durham  
NC 27713  
United States

Email: [info@biorbyt.com](mailto:info@biorbyt.com), [support@biorbyt.com](mailto:support@biorbyt.com)

Phone: **+1 (415) 906-5211** | Fax: **+1 (415) 651-8558**



SDS-PAGE for Anti-Human CD31/PECAM1 Antibody.

**Biorbyt Ltd.**

7 Signet Court, Swann Road  
Cambridge  
CB5 8LA  
United Kingdom

Email: [info@biorbyt.com](mailto:info@biorbyt.com), [support@biorbyt.com](mailto:support@biorbyt.com)

Phone: [+44 \(0\)1223 859353](tel:+44(0)1223859353) | Fax: [+1 \(415\) 651-8558](tel:+1(415)6518558)

**Biorbyt LLC**

68 TW Alexander Drive  
Research Triangle Park  
Durham  
NC 27713  
United States

Email: [info@biorbyt.com](mailto:info@biorbyt.com), [support@biorbyt.com](mailto:support@biorbyt.com)

Phone: [+1 \(415\) 906-5211](tel:+1(415)9065211) | Fax: [+1 \(415\) 651-8558](tel:+1(415)6518558)