

Product Datasheet

MUC5AC Antibody (Biotin) (orb2656187)

Catalog Number	orb2656187
Category	Antibodies
Description	MUC5AC Antibody (Biotin)
Target	MUC5AC
Clonality	Monoclonal
Species/Host	Mouse
Isotype	IgG1
Conjugation	Biotin
Reactivity	Human
Form/Appearance	200ug/ml of Ab Purified from Bioreactor Concentrate by Protein A/G. Prepared in 10mM PBS with 0.05% rAlbumin & 0.05% azide. Also available WITHOUT rAlbumin & azide at 1.0mg/ml.
Immunogen	M1 mucin preparation from the fluid of an ovarian mucinous cyst belonging to an O Le(a-b) patient
UniProt ID	P98088
MW	400-600 kDa
Tested applications	FC, IF, IHC
Specificity	Highly expressed in surface mucosal cells of respiratory tract and stomach epithelia. Overexpressed in a number of carcinomas. Also expressed in Barrett's esophagus epithelium and in the proximal duodenum.

Biorbyt Ltd.

7 Signet Court, Swann Road
Cambridge
CB5 8LA
United Kingdom

Email: info@biorbyt.com, support@biorbyt.com

Phone: [+44 \(0\)1223 859353](tel:+44(0)1223859353) | Fax: [+1 \(415\) 651-8558](tel:+1(415)651-8558)

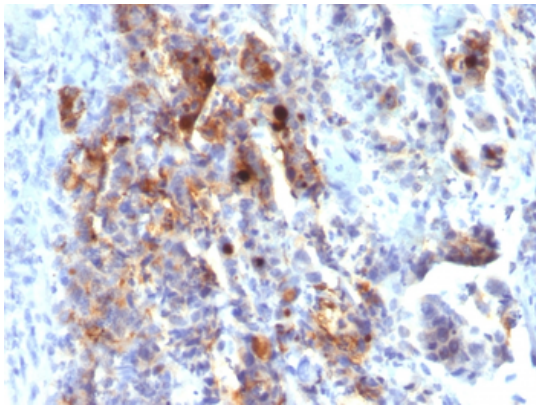
Biorbyt LLC

68 TW Alexander Drive
Research Triangle Park
Durham
NC 27713
United States

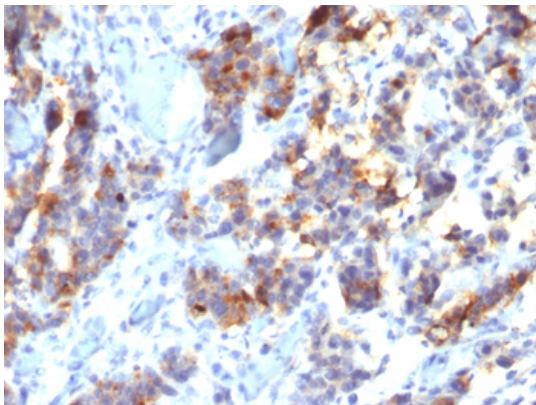
Email: info@biorbyt.com, support@biorbyt.com

Phone: [+1 \(415\) 906-5211](tel:+1(415)906-5211) | Fax: [+1 \(415\) 651-8558](tel:+1(415)651-8558)

Clone Number	45M1
Expression System	HEK293 cells
Storage	Maintain refrigerated at 2-8°C for up to 2 weeks. For long term storage store at -20°C in small aliquots to prevent freeze-thaw cycles.
Note	For research use only
Expiration Date	12 months from date of receipt.



Formalin-fixed, paraffin-embedded human Gastric Carcinoma stained with Biotinylated MUC5AC Mouse Monoclonal Antibody (45M1).



Formalin-fixed, paraffin-embedded human Gastric Carcinoma stained with MUC5AC Mouse Monoclonal Antibody (45M1).

Biorbyt Ltd.

7 Signet Court, Swann Road
Cambridge
CB5 8LA
United Kingdom

Email: info@biorbyt.com, support@biorbyt.com

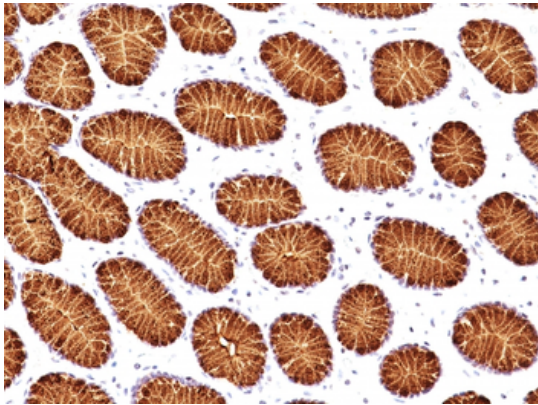
Phone: [+44 \(0\)1223 859353](tel:+44(0)1223859353) | Fax: [+1 \(415\) 651-8558](tel:+1(415)651-8558)

Biorbyt LLC

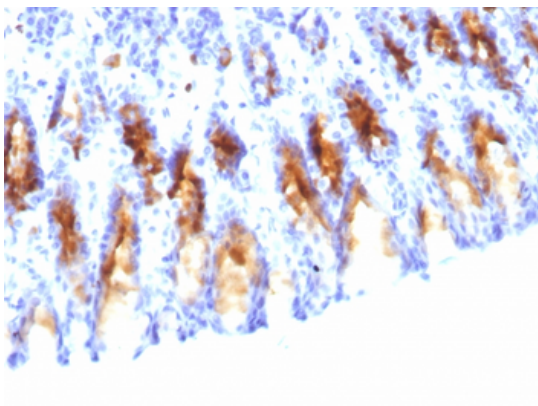
68 TW Alexander Drive
Research Triangle Park
Durham
NC 27713
United States

Email: info@biorbyt.com, support@biorbyt.com

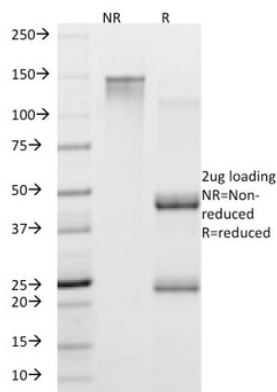
Phone: [+1 \(415\) 906-5211](tel:+1(415)906-5211) | Fax: [+1 \(415\) 651-8558](tel:+1(415)651-8558)



Formalin-fixed, paraffin-embedded human Stomach stained with MUC5AC Mouse Monoclonal Antibody (45M1).



Formalin-fixed, paraffin-embedded Rat Stomach stained with MUC5AC Mouse Monoclonal Antibody (45M1).



SDS-PAGE Analysis Purified MUC5AC Mouse Monoclonal Antibody (45M1). Confirmation of Integrity and Purity of Antibody.

Biorbyt Ltd.

7 Signet Court, Swann Road
Cambridge
CB5 8LA
United Kingdom

Email: info@biorbyt.com, support@biorbyt.com

Phone: +44 (0)1223 859353 | Fax: +1 (415) 651-8558

Biorbyt LLC

68 TW Alexander Drive
Research Triangle Park
Durham
NC 27713
United States

Email: info@biorbyt.com, support@biorbyt.com

Phone: +1 (415) 906-5211 | Fax: +1 (415) 651-8558