

## Product Datasheet

### CYK18 Antibody (C-term) (orb2649263)

<b>Catalog Number</b>	orb2649263
<b>Category</b>	Antibodies
<b>Description</b>	Purified Rabbit Polyclonal Antibody (Pab)
<b>Target</b>	KRT18
<b>Clonality</b>	Polyclonal
<b>Species/Host</b>	Rabbit
<b>Isotype</b>	Rabbit IgG
<b>Conjugation</b>	Unconjugated
<b>Reactivity</b>	Human
<b>Form/Appearance</b>	Purified polyclonal antibody supplied in PBS with 0.09% (W/V) sodium azide. This antibody is purified through a protein A column, followed by peptide affinity purification.
<b>Immunogen</b>	This CYK18 antibody is generated from rabbits immunized with a KLH conjugated synthetic peptide between 401-430 amino acids from the C-terminal region of human CYK18. Antigen Region: 401-430 aa.
<b>UniProt ID</b>	<b>P05783</b>
<b>MW</b>	48058 Da
<b>Tested applications</b>	FC, IF, IHC-P, WB
<b>Dilution range</b>	IF - 1:200, WB - 1:2000, IHC-P - 1:1000, FC - 1:50

**Biorbyt Ltd.**

7 Signet Court, Swann Road  
Cambridge  
CB5 8LA  
United Kingdom

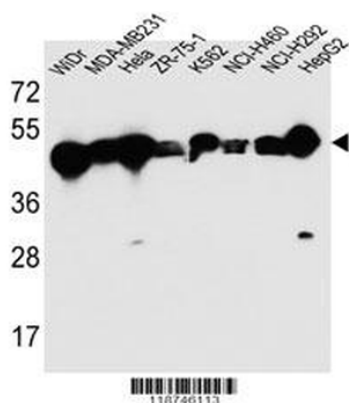
Email: [info@biorbyt.com](mailto:info@biorbyt.com), [support@biorbyt.com](mailto:support@biorbyt.com)  
Phone: [+44 \(0\)1223 859353](tel:+44(0)1223859353) | Fax: [+1 \(415\) 651-8558](tel:+1(415)651-8558)

**Biorbyt LLC**

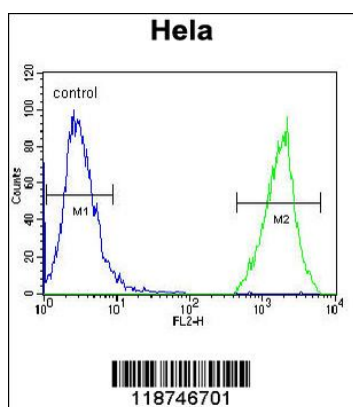
68 TW Alexander Drive  
Research Triangle Park  
Durham  
NC 27713  
United States

Email: [info@biorbyt.com](mailto:info@biorbyt.com), [support@biorbyt.com](mailto:support@biorbyt.com)  
Phone: [+1 \(415\) 906-5211](tel:+1(415)906-5211) | Fax: [+1 \(415\) 651-8558](tel:+1(415)651-8558)

<b>Storage</b>	Maintain refrigerated at 2-8°C for up to 2 weeks. For long term storage store at -20°C in small aliquots to prevent freeze-thaw cycles.
<b>Note</b>	For research use only
<b>NCBI</b>	<a href="#">NP_000215.1</a> , <a href="#">NP_954657.1</a>
<b>Expiration Date</b>	12 months from date of receipt.



CYK18 Antibody (C-term) western blot analysis in WiDr, MDA-MB231, HeLa, ZR-75-1, K562, NCI-H460, NCI-H292, HepG2 cell line lysates (35 ug/lane). This demonstrates the CYK18 antibody detected the CYK18 protein (arrow).



CYK18 Antibody (C-term) flow cytometric analysis of HeLa cells (right histogram) compared to a negative control cell (left histogram). FITC-conjugated goat-anti-rabbit secondary antibodies were used for the analysis.

**Biorbyt Ltd.**

7 Signet Court, Swann Road  
Cambridge  
CB5 8LA  
United Kingdom

Email: [info@biorbyt.com](mailto:info@biorbyt.com), [support@biorbyt.com](mailto:support@biorbyt.com)

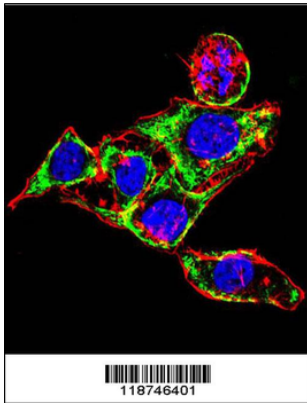
Phone: +44 (0)1223 859353 | Fax: +1 (415) 651-8558

**Biorbyt LLC**

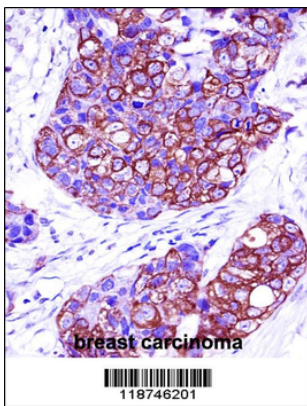
68 TW Alexander Drive  
Research Triangle Park  
Durham  
NC 27713  
United States

Email: [info@biorbyt.com](mailto:info@biorbyt.com), [support@biorbyt.com](mailto:support@biorbyt.com)

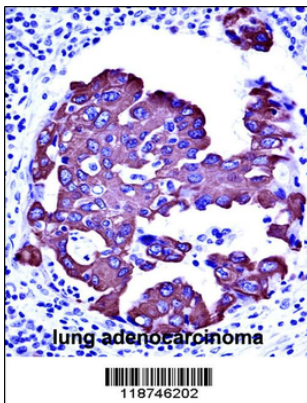
Phone: +1 (415) 906-5211 | Fax: +1 (415) 651-8558



Confocal immunofluorescent analysis of CYK18 Antibody (C-term) with Hela cell followed by Alexa Fluor 488-conjugated goat anti-rabbit IgG (green). Actin filaments have been labeled with Alexa Fluor 555 phalloidin (red). DAPI was used to stain the cell nuclear (blue).



CYK18 Antibody (C-term) immunohistochemistry analysis in formalin fixed and paraffin embedded human breast carcinoma followed by peroxidase conjugation of the secondary antibody and DAB staining. This data demonstrates the use of CYK18 Antibody (C-term) for immunohistochemistry. Clinical relevance has not been evaluated.



CYK18 Antibody (C-term) immunohistochemistry analysis in formalin fixed and paraffin embedded human lung adenocarcinoma followed by peroxidase conjugation of the secondary antibody and DAB staining. This data demonstrates the use of CYK18 Antibody (C-term) for immunohistochemistry. Clinical relevance has not been evaluated.

**Biorbyt Ltd.**

7 Signet Court, Swann Road  
Cambridge  
CB5 8LA  
United Kingdom

Email: [info@biorbyt.com](mailto:info@biorbyt.com), [support@biorbyt.com](mailto:support@biorbyt.com)

Phone: +44 (0)1223 859353 | Fax: +1 (415) 651-8558

**Biorbyt LLC**

68 TW Alexander Drive  
Research Triangle Park  
Durham  
NC 27713  
United States

Email: [info@biorbyt.com](mailto:info@biorbyt.com), [support@biorbyt.com](mailto:support@biorbyt.com)

Phone: +1 (415) 906-5211 | Fax: +1 (415) 651-8558