

Product Datasheet

Recombinant Cytokeratin 7 Antibody / Rabbit Monoclonal (orb2642086)

Catalog Number	orb2642086
Category	Antibodies
Description	<p>Cytokeratin-7 (CK7) is a member of the keratin gene family. The type II cytokeratins consist of basic or neutral proteins which are arranged in pairs of heterotypic keratin chains coexpressed during differentiation of simple and stratified epithelial tissues. CK7 is specifically expressed in the simple epithelia lining the cavities of the internal organs and in the gland ducts and blood vessels. It is found in simple glandular epithelia, and in transitional epithelium. Epithelial cells of the lung and breast both contain CK7, but some other glandular epithelia, such as those of the colon and prostate, do not. Because the protein is found in both healthy and neoplastic cells, antibodies to CK7 can be used in immunohistochemistry to distinguish ovarian and transitional cell carcinomas from colonic and prostate cancers, respectively. It is commonly used together with CK20 when making such diagnoses. [Wiki]</p>
Clonality	Recombinant
Species/Host	Rabbit
Isotype	Rabbit IgG, kappa
Conjugation	Unconjugated
Reactivity	Human
Buffer/Preservatives	1 mg/ml in 1X PBS; rAlbumin free, sodium azide free
Purification	Protein A affinity chromatography
Immunogen	Full-length human CK7 protein was used as the immunogen for the recombinant Cytokeratin 7 antibody.

Biorbyt Ltd.

7 Signet Court, Swann Road
Cambridge
CB5 8LA
United Kingdom

Email: info@biorbyt.com, support@biorbyt.com

Phone: [+44 \(0\)1223 859353](tel:+44(0)1223859353) | Fax: [+1 \(415\) 651-8558](tel:+1(415)651-8558)

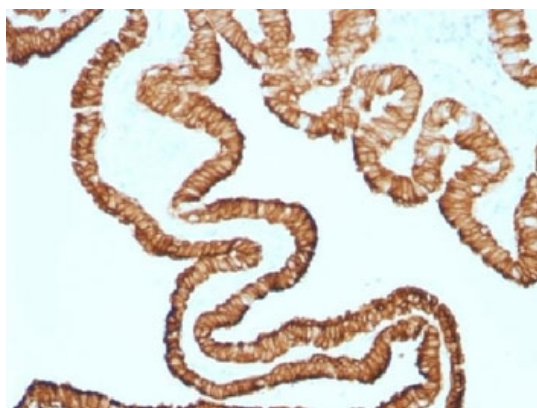
Biorbyt LLC

68 TW Alexander Drive
Research Triangle Park
Durham
NC 27713-2847
United States

Email: info@biorbyt.com, support@biorbyt.com

Phone: [+1 \(415\) 906-5211](tel:+1(415)906-5211) | Fax: [+1 \(415\) 651-8558](tel:+1(415)651-8558)

UniProt ID	P08729
Tested applications	FACS, IHC-P, WB
Dilution range	Flow cytometry: 0.5-1ug/10 ⁶ cells, Western blot: 0.5-2ug/ml, Immunohistochemistry (FFPE): 0.5-1ug/ml for 30 min at RT
Application notes	Optimal dilution of the recombinant Cytokeratin 7 antibody should be determined by the researcher.1. The prediluted format is supplied in a dropper bottle and is optimized for use in IHC. After epitope retrieval step (if required), drip mAb solution onto the tissue section and incubate at RT for 30 min.
Antibody Type	Primary Antibody
Clone Number	KRT7/1499R
Storage	Maintain refrigerated at 2-8°C for up to 2 weeks. For long term storage store at -20°C in small aliquots to prevent freeze-thaw cycles.
Note	For research use only
Expiration Date	12 months from date of receipt.



IHC testing of FFPE human oviduct with recombinant Cytokeratin 7 antibody (clone KRT7/1499R). Required HIER: steam sections in pH9 10 mM Tris with 1 mM EDTA for 10-20 min.

Biorbyt Ltd.

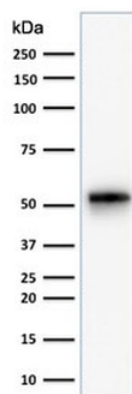
7 Signet Court, Swann Road
Cambridge
CB5 8LA
United Kingdom

Email: info@biorbyt.com, support@biorbyt.com
Phone: [+44 \(0\)1223 859353](tel:+44(0)1223859353) | Fax: [+1 \(415\) 651-8558](tel:+1(415)651-8558)

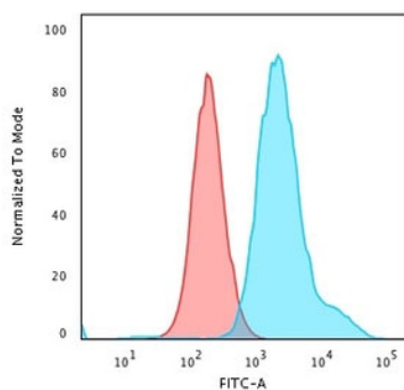
Biorbyt LLC

68 TW Alexander Drive
Research Triangle Park
Durham
NC 27713-2847
United States

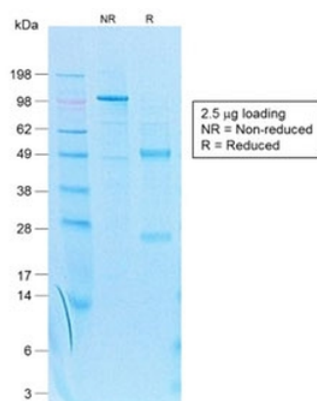
Email: info@biorbyt.com, support@biorbyt.com
Phone: [+1 \(415\) 906-5211](tel:+1(415)906-5211) | Fax: [+1 \(415\) 651-8558](tel:+1(415)651-8558)



Western blot testing of human HeLa cell lysate with recombinant Cytokeratin 7 antibody (clone KRT7/1499R). Predicted molecular weight ~51 kDa.



Flow cytometry testing of PFA-fixed human HeLa cells with recombinant Cytokeratin 7 antibody (clone KRT7/1499R); Red = isotype control, Blue = recombinant Cytokeratin 7 antibody.



SDS-PAGE analysis of purified, BSA-free recombinant Cytokeratin 7 antibody (clone KRT7/1499R) as confirmation of integrity and purity.

Biorbyt Ltd.

7 Signet Court, Swann Road
Cambridge
CB5 8LA
United Kingdom

Email: info@biorbyt.com, support@biorbyt.com

Phone: +44 (0)1223 859353 | Fax: +1 (415) 651-8558

Biorbyt LLC

68 TW Alexander Drive
Research Triangle Park
Durham
NC 27713-2847
United States

Email: info@biorbyt.com, support@biorbyt.com

Phone: +1 (415) 906-5211 | Fax: +1 (415) 651-8558