

## Product Datasheet

# Recombinant Calponin Antibody / Rabbit Monoclonal (orb2642059)

<b>Catalog Number</b>	orb2642059
<b>Category</b>	Antibodies
<b>Description</b>	Calponin is a calmodulin, F-actin and tropomyosin binding protein which is thought to be involved in the regulation of smooth muscle contraction.
<b>Clonality</b>	Recombinant
<b>Species/Host</b>	Rabbit
<b>Isotype</b>	Rabbit IgG, kappa
<b>Conjugation</b>	Unconjugated
<b>Reactivity</b>	Human, Rat
<b>Buffer/Preservatives</b>	Prediluted in 1X PBS, 0.1 mg/ml rAlbumin, 0.05% sodium azide; For IHC use only
<b>Purification</b>	Protein A affinity chromatography
<b>Immunogen</b>	Recombinant human protein was used as the immunogen for the recombinant Calponin antibody.
<b>UniProt ID</b>	<b>P51911</b>
<b>Tested applications</b>	IHC-P
<b>Dilution range</b>	The prediluted format is supplied in a dropper bottle and is optimized for use in IHC. After epitope retrieval step (if required), drip mAb solution onto the tissue section and incubate at RT for 30 min.

**Biorbyt Ltd.**

7 Signet Court, Swann Road  
Cambridge  
CB5 8LA  
United Kingdom

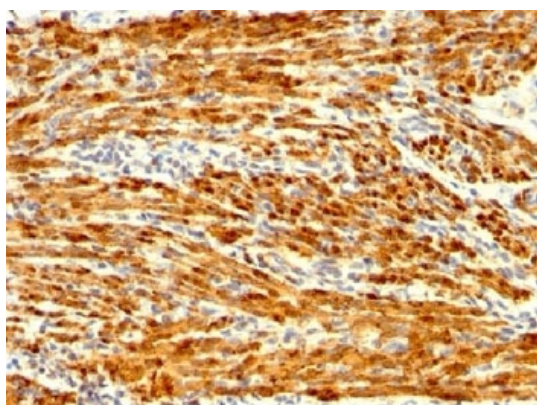
Email: [info@biorbyt.com](mailto:info@biorbyt.com), [support@biorbyt.com](mailto:support@biorbyt.com)  
Phone: [+44 \(0\)1223 859353](tel:+44(0)1223859353) | Fax: [+1 \(415\) 651-8558](tel:+1(415)651-8558)

**Biorbyt LLC**

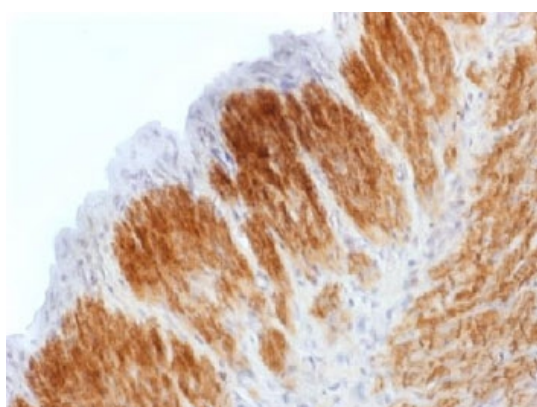
68 TW Alexander Drive  
Research Triangle Park  
Durham  
NC 27713-2847  
United States

Email: [info@biorbyt.com](mailto:info@biorbyt.com), [support@biorbyt.com](mailto:support@biorbyt.com)  
Phone: [+1 \(415\) 906-5211](tel:+1(415)906-5211) | Fax: [+1 \(415\) 651-8558](tel:+1(415)651-8558)

<b>Application notes</b>	Optimal dilution of the recombinant Calponin antibody should be determined by the researcher.1. The prediluted format is supplied in a dropper bottle and is optimized for use in IHC. After epitope retrieval step (if required), drip mAb solution onto the tissue section and incubate at RT for 30 min.
<b>Antibody Type</b>	Primary Antibody
<b>Clone Number</b>	CNN1/1408R
<b>Storage</b>	Maintain refrigerated at 2-8°C for up to 2 weeks. For long term storage store at -20°C in small aliquots to prevent freeze-thaw cycles.
<b>Note</b>	For research use only
<b>Expiration Date</b>	12 months from date of receipt.



IHC testing of FFPE human uterus stained with recombinant Calponin antibody (clone CNN1/1408R). Required HIER: steam sections in 1 mM EDTA, pH9, for 10-20 min followed by cooling at RT for 20 min.



IHC testing of FFPE rat uterus stained with recombinant Calponin antibody (clone CNN1/1408R). Required HIER: steam sections in 1 mM EDTA, pH9, for 10-20 min followed by cooling at RT for 20 min.

**Biorbyt Ltd.**

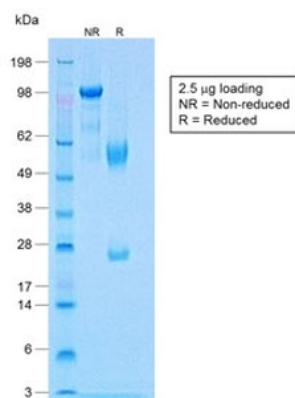
7 Signet Court, Swann Road  
Cambridge  
CB5 8LA  
United Kingdom

Email: [info@biorbyt.com](mailto:info@biorbyt.com), [support@biorbyt.com](mailto:support@biorbyt.com)  
Phone: [+44 \(0\)1223 859353](tel:+44(0)1223859353) | Fax: [+1 \(415\) 651-8558](tel:+1(415)651-8558)

**Biorbyt LLC**

68 TW Alexander Drive  
Research Triangle Park  
Durham  
NC 27713-2847  
United States

Email: [info@biorbyt.com](mailto:info@biorbyt.com), [support@biorbyt.com](mailto:support@biorbyt.com)  
Phone: [+1 \(415\) 906-5211](tel:+1(415)906-5211) | Fax: [+1 \(415\) 651-8558](tel:+1(415)651-8558)



SDS-PAGE analysis of purified, BSA-free recombinant Calponin antibody (clone CNN1/1408R) as confirmation of integrity and purity.

**Biorbyt Ltd.**

7 Signet Court, Swann Road  
Cambridge  
CB5 8LA  
United Kingdom

Email: [info@biorbyt.com](mailto:info@biorbyt.com), [support@biorbyt.com](mailto:support@biorbyt.com)

Phone: [+44 \(0\)1223 859353](tel:+44(0)1223859353) | Fax: [+1 \(415\) 651-8558](tel:+1(415)651-8558)

**Biorbyt LLC**

68 TW Alexander Drive  
Research Triangle Park  
Durham  
NC 27713-2847  
United States

Email: [info@biorbyt.com](mailto:info@biorbyt.com), [support@biorbyt.com](mailto:support@biorbyt.com)

Phone: [+1 \(415\) 906-5211](tel:+1(415)906-5211) | Fax: [+1 \(415\) 651-8558](tel:+1(415)651-8558)