

## Product Datasheet

# Recombinant TRP1 Antibody / Tyrosinase Related Protein 1 / TYRP1 (orb2640606)

<b>Catalog Number</b>	orb2640606
<b>Category</b>	Antibodies
<b>Description</b>	Tyrosinase-Related Protein-1 / TYRP1 / TRP1 is involved in melanin synthesis. It is present on the melanosomal membranes of melanoma, normal melanocytes and nevi. Recent evidence suggests that TRP1 is involved in maintaining stability of tyrosinase protein and modulating its catalytic activity. It is also involved in maintenance of melanosome ultrastructure and affects melanocyte proliferation and cell death.
<b>Clonality</b>	Recombinant
<b>Species/Host</b>	Rabbit
<b>Isotype</b>	Rabbit IgG, kappa
<b>Conjugation</b>	Unconjugated
<b>Reactivity</b>	Human
<b>Buffer/Preservatives</b>	1 mg/ml in 1X PBS; rAlbumin free, sodium azide free
<b>Purification</b>	Protein A affinity chromatography
<b>Immunogen</b>	A portion of amino acids 257-377 was used as the immunogen for this recombinant TRP1 antibody.
<b>UniProt ID</b>	<b>P17643</b>
<b>Tested applications</b>	ELISA, IHC-P

**Biorbyt Ltd.**

7 Signet Court, Swann Road  
Cambridge  
CB5 8LA  
United Kingdom

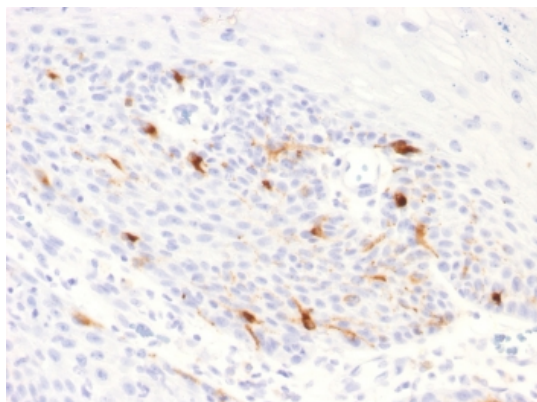
Email: [info@biorbyt.com](mailto:info@biorbyt.com), [support@biorbyt.com](mailto:support@biorbyt.com)  
Phone: [+44 \(0\)1223 859353](tel:+44(0)1223859353) | Fax: [+1 \(415\) 651-8558](tel:+1(415)651-8558)

**Biorbyt LLC**

68 TW Alexander Drive  
Research Triangle Park  
Durham  
NC 27713  
United States

Email: [info@biorbyt.com](mailto:info@biorbyt.com), [support@biorbyt.com](mailto:support@biorbyt.com)  
Phone: [+1 \(415\) 906-5211](tel:+1(415)906-5211) | Fax: [+1 \(415\) 651-8558](tel:+1(415)651-8558)

<b>Dilution range</b>	ELISA: 2-4ug/ml (order BSA/azide-free format),Immunohistochemistry (FFPE): 1-2ug/ml for 30 min at RT
<b>Application notes</b>	The optimal dilution of the recombinant TRP1 antibody for each application should be determined by the researcher.1. The prediluted format is supplied in a dropper bottle and is optimized for use in IHC. After epitope retrieval step (if required), drip mAb solution onto the tissue section and incubate at RT for 30 min.
<b>Antibody Type</b>	Primary Antibody
<b>Clone Number</b>	TYRP1/2340R
<b>Storage</b>	Maintain refrigerated at 2-8°C for up to 2 weeks. For long term storage store at -20°C in small aliquots to prevent freeze-thaw cycles.
<b>Note</b>	For research use only
<b>Expiration Date</b>	12 months from date of receipt.



IHC testing of FFPE human basal cell carcinoma with recombinant TRP1 antibody (clone TYRP1/2340R). Required HIER: boil tissue sections in pH9 10mM Tris with 1mM EDTA for 10-20 min followed by cooling at RT for 20 min.

**Biorbyt Ltd.**

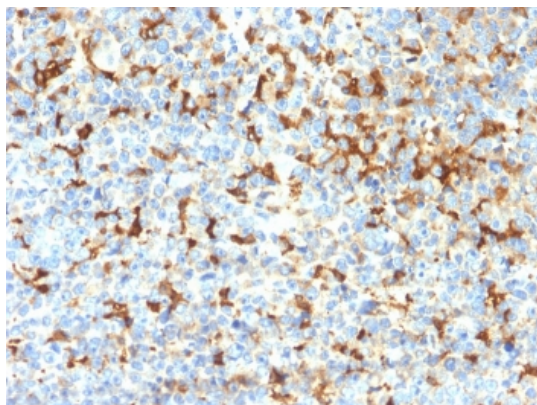
7 Signet Court, Swann Road  
Cambridge  
CB5 8LA  
United Kingdom

Email: [info@biorbyt.com](mailto:info@biorbyt.com), [support@biorbyt.com](mailto:support@biorbyt.com)  
Phone: [+44 \(0\)1223 859353](tel:+44(0)1223859353) | Fax: [+1 \(415\) 651-8558](tel:+1(415)651-8558)

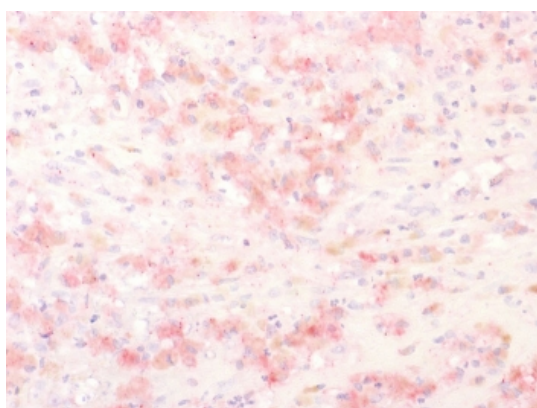
**Biorbyt LLC**

68 TW Alexander Drive  
Research Triangle Park  
Durham  
NC 27713  
United States


Email: [info@biorbyt.com](mailto:info@biorbyt.com), [support@biorbyt.com](mailto:support@biorbyt.com)  
Phone: [+1 \(415\) 906-5211](tel:+1(415)906-5211) | Fax: [+1 \(415\) 651-8558](tel:+1(415)651-8558)



IHC testing of FFPE human melanoma with recombinant TRP1 antibody (clone TYPR1/2340R). Required HIER: boil tissue sections in pH9 10mM Tris with 1mM EDTA for 10-20 min followed by cooling at RT for 20 min.



IHC testing of FFPE human melanoma with recombinant TRP1 antibody (clone TYPR1/2340R). Required HIER: boil tissue sections in pH9 10mM Tris with 1mM EDTA for 10-20 min followed by cooling at RT for 20 min.



SDS-PAGE analysis of purified, BSA-free recombinant TRP1 antibody (clone TYPR1/2340R) as confirmation of integrity and purity.

**Biorbyt Ltd.**

7 Signet Court, Swann Road  
Cambridge  
CB5 8LA  
United Kingdom

Email: [info@biorbyt.com](mailto:info@biorbyt.com), [support@biorbyt.com](mailto:support@biorbyt.com)

Phone: +44 (0)1223 859353 | Fax: +1 (415) 651-8558

**Biorbyt LLC**

68 TW Alexander Drive  
Research Triangle Park  
Durham  
NC 27713  
United States

Email: [info@biorbyt.com](mailto:info@biorbyt.com), [support@biorbyt.com](mailto:support@biorbyt.com)

Phone: +1 (415) 906-5211 | Fax: +1 (415) 651-8558