

Product Datasheet

Cytokeratin 8/18 Antibody Cocktail (orb2639611)

Catalog Number	orb2639611
Category	Antibodies
Description	<p>Cytokeratin 8 (CK8) belongs to the type II (or B or basic) subfamily of high molecular weight cytokeratins and exists in combination with cytokeratin 18 (CK18). This mAb cocktail recognizes all simple epithelia including glandular epithelium, for example thyroid, female breast, gastrointestinal tract, respiratory tract, and urogenital tract including transitional epithelium. All adenocarcinomas and most squamous carcinomas are positive but keratinizing squamous carcinomas are usually negative. This antibody is useful in demonstrating the presence of Paget cells; there is very little keratin 18 in the normal epidermis so only Paget cells are stained. Immuno-histochemical staining with this mAb is indistinguishable from that obtained with monoclonal antibody 5D3.</p>
Clonality	Monoclonal
Species/Host	Mouse
Isotype	Mouse IgG1, kappa
Conjugation	Unconjugated
Reactivity	Human
Buffer/Preservatives	1 mg/ml in 1X PBS; rAlbumin free, sodium azide free
Purification	Protein G affinity chromatography
Immunogen	Recombinant full-length human KRT8 protein (KRT8/803) and KRT18 protein (KRT18/835) were used as the immunogen for the Cytokeratin 8/18 antibody cocktail.
UniProt ID	P05783, P05787

Biorbyt Ltd.

7 Signet Court, Swann Road
Cambridge
CB5 8LA
United Kingdom

Email: info@biorbyt.com, support@biorbyt.com

Phone: [+44 \(0\)1223 859353](tel:+44(0)1223859353) | Fax: [+1 \(415\) 651-8558](tel:+1(415)651-8558)

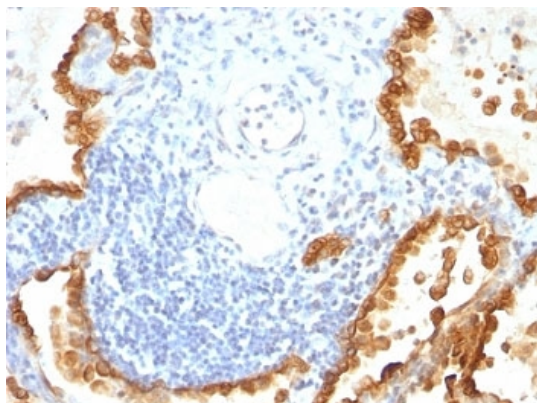
Biorbyt LLC

68 TW Alexander Drive
Research Triangle Park
Durham
NC 27713-2847
United States

Email: info@biorbyt.com, support@biorbyt.com

Phone: [+1 \(415\) 906-5211](tel:+1(415)906-5211) | Fax: [+1 \(415\) 651-8558](tel:+1(415)651-8558)

Tested applications	IHC-P
Dilution range	Immunohistochemistry (FFPE): 0.1-0.2ug/ml for 30 min at RT
Application notes	Optimal dilution of the Cytokeratin 8/18 antibody cocktail should be determined by the researcher.1. Staining of formalin-fixed tissues requires boiling tissue sections in pH 9 10mM Tris with 1mM EDTA for 10-20 min followed by cooling at RT for 20 min.2. The prediluted format is supplied in a dropper bottle and is optimized for use in IHC. After epitope retrieval step (if required), drip mAb solution onto the tissue section and incubate at RT for 30 min.
Antibody Type	Primary Antibody
Clone Number	KRT8/803 + KRT18/835
Storage	Maintain refrigerated at 2-8°C for up to 2 weeks. For long term storage store at -20°C in small aliquots to prevent freeze-thaw cycles.
Note	For research use only
Expiration Date	12 months from date of receipt.



IHC: Formalin-fixed, paraffin-embedded human lung carcinoma stained with Cytokeratin 8/18 antibody (KRT8/803 + KRT18/835).

Biorbyt Ltd.

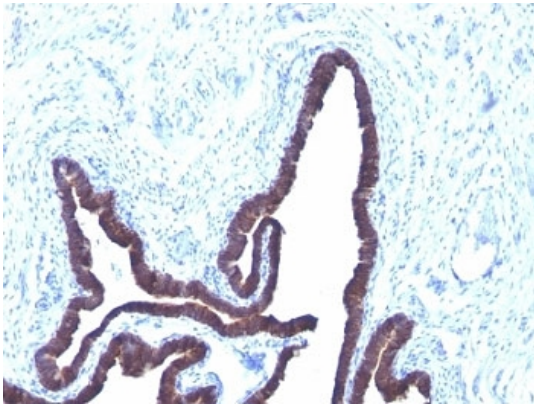
7 Signet Court, Swann Road
Cambridge
CB5 8LA
United Kingdom

Email: info@biorbyt.com, support@biorbyt.com
Phone: [+44 \(0\)1223 859353](tel:+44(0)1223859353) | Fax: [+1 \(415\) 651-8558](tel:+1(415)651-8558)

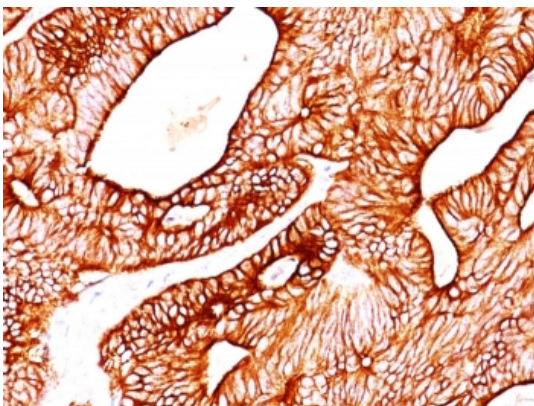
Biorbyt LLC

68 TW Alexander Drive
Research Triangle Park
Durham
NC 27713-2847
United States

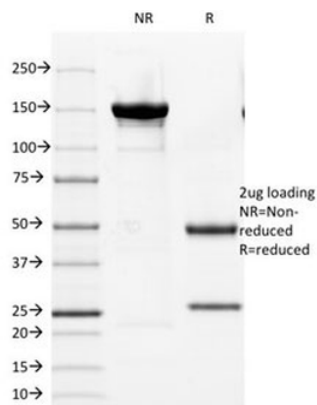
Email: info@biorbyt.com, support@biorbyt.com
Phone: [+1 \(415\) 906-5211](tel:+1(415)906-5211) | Fax: [+1 \(415\) 651-8558](tel:+1(415)651-8558)



IHC: Formalin-fixed, paraffin-embedded human ovarian carcinoma stained with Cytokeratin 8/18 antibody (KRT8/803 + KRT18/835).



IHC: Formalin-fixed, paraffin-embedded human colon carcinoma stained with Cytokeratin 8/18 antibody (KRT8/803 + KRT18/835).



SDS-PAGE analysis of purified, BSA-free Cytokeratin 8 antibody (clone KRT8/803) as confirmation of integrity and purity.

Biorbyt Ltd.

7 Signet Court, Swann Road
Cambridge
CB5 8LA
United Kingdom

Email: info@biorbyt.com, support@biorbyt.com

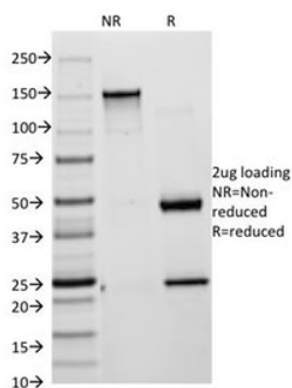
Phone: +44 (0)1223 859353 | Fax: +1 (415) 651-8558

Biorbyt LLC

68 TW Alexander Drive
Research Triangle Park
Durham
NC 27713-2847
United States

Email: info@biorbyt.com, support@biorbyt.com

Phone: +1 (415) 906-5211 | Fax: +1 (415) 651-8558



SDS-PAGE analysis of purified, BSA-free Cytokeratin 18 antibody (clone KRT18/835) as confirmation of integrity and purity.

Biorbyt Ltd.

7 Signet Court, Swann Road
Cambridge
CB5 8LA
United Kingdom

Email: info@biorbyt.com, support@biorbyt.com

Phone: [+44 \(0\)1223 859353](tel:+44(0)1223859353) | Fax: [+1 \(415\) 651-8558](tel:+1(415)651-8558)

Biorbyt LLC

68 TW Alexander Drive
Research Triangle Park
Durham
NC 27713-2847
United States

Email: info@biorbyt.com, support@biorbyt.com

Phone: [+1 \(415\) 906-5211](tel:+1(415)906-5211) | Fax: [+1 \(415\) 651-8558](tel:+1(415)651-8558)