

## Product Datasheet

# Recombinant E-Cadherin Antibody / CDH1 (orb2636225)

<b>Catalog Number</b>	orb2636225
<b>Category</b>	Antibodies
<b>Description</b>	<p>E-cadherin is a transmembrane, calcium dependent cell adhesion protein that mediates cell to cell adhesion and maintains structural and functional integrity of epithelial tissues. It also has pivotal barrier functions and maintains the polarity of epithelial cells. Reduced or aberrant E-cadherin expression breaks cell to cell contacts, and thus, cells acquire the ability to migrate. In normal tissues, immunostaining of E-cadherin is localized to the membrane of epithelial cells, consistent with its role in cell adhesion. And in tumor tissues, E-cadherin stains positively in glandular epithelium as well as adenocarcinomas of the lung, gastrointestinal tract, and ovary. It has also been shown to be positive in some thyroid carcinomas. A combination of E-cadherin and p120 catenin may help distinguish ductal carcinoma of the breast from lobular carcinoma. And also, several studies have reported that reduced E-cadherin expression is correlated with poor prognosis in several types of carcinomas.</p>
<b>Clonality</b>	Recombinant
<b>Species/Host</b>	Mouse
<b>Isotype</b>	Mouse IgG2b, kappa
<b>Conjugation</b>	Unconjugated
<b>Reactivity</b>	Human
<b>Buffer/Preservatives</b>	0.2 mg/ml in 1X PBS with 0.1 mg/ml rAlbumin, 0.05% sodium azide
<b>Purification</b>	Protein A/G affinity

**Biorbyt Ltd.**

7 Signet Court, Swann Road  
Cambridge  
CB5 8LA  
United Kingdom


Email: [info@biorbyt.com](mailto:info@biorbyt.com), [support@biorbyt.com](mailto:support@biorbyt.com)  
Phone: [+44 \(0\)1223 859353](tel:+44(0)1223859353) | Fax: [+1 \(415\) 651-8558](tel:+1(415)651-8558)

**Biorbyt LLC**

68 TW Alexander Drive  
Research Triangle Park  
Durham  
NC 27713-2847  
United States

Email: [info@biorbyt.com](mailto:info@biorbyt.com), [support@biorbyt.com](mailto:support@biorbyt.com)  
Phone: [+1 \(415\) 906-5211](tel:+1(415)906-5211) | Fax: [+1 \(415\) 651-8558](tel:+1(415)651-8558)

<b>Immunogen</b>	Recombinant full-length human Cadherin 1 protein was used as the immunogen for the recombinant E-Cadherin antibody.
<b>UniProt ID</b>	<b>P12830</b>
<b>Tested applications</b>	IHC-P, WB
<b>Dilution range</b>	Immunohistochemistry (FFPE): 1-2ug/ml, Western blot: 2-4ug/ml
<b>Application notes</b>	Optimal dilution of the recombinant E-Cadherin antibody should be determined by the researcher.
<b>Antibody Type</b>	Primary Antibody
<b>Clone Number</b>	rCDH1/9615
<b>Storage</b>	Maintain refrigerated at 2-8°C for up to 2 weeks. For long term storage store at -20°C in small aliquots to prevent freeze-thaw cycles.
<b>Note</b>	For research use only
<b>Expiration Date</b>	12 months from date of receipt.



Western blot testing of human placental tissue lysate with recombinant E-Cadherin antibody. Expected molecular weight: 135 kDa (precursor), 80-120 kDa (mature, depending on glycosylation level).

**Biorbyt Ltd.**

7 Signet Court, Swann Road  
Cambridge  
CB5 8LA  
United Kingdom

Email: [info@biorbyt.com](mailto:info@biorbyt.com), [support@biorbyt.com](mailto:support@biorbyt.com)

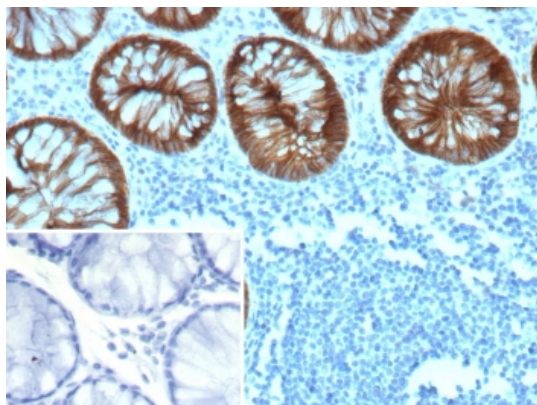
Phone: [+44 \(0\)1223 859353](tel:+44(0)1223859353) | Fax: [+1 \(415\) 651-8558](tel:+1(415)651-8558)

**Biorbyt LLC**


68 TW Alexander Drive  
Research Triangle Park  
Durham  
NC 27713-2847  
United States

Email: [info@biorbyt.com](mailto:info@biorbyt.com), [support@biorbyt.com](mailto:support@biorbyt.com)

Phone: [+1 \(415\) 906-5211](tel:+1(415)906-5211) | Fax: [+1 \(415\) 651-8558](tel:+1(415)651-8558)



IHC staining of FFPE human colon tissue with recombinant E-Cadherin antibody (clone rCDH1/9615). Inset: PBS used in place of primary Ab (secondary Ab negative control). HIER: boil tissue sections in pH9 10 mM Tris with 1 mM EDTA for 20 min and allow to cool before testing.



SDS-PAGE analysis of purified, BSA-free recombinant E-Cadherin antibody (clone rCDH1/9615) as confirmation of integrity and purity.

**Biorbyt Ltd.**

7 Signet Court, Swann Road  
Cambridge  
CB5 8LA  
United Kingdom

Email: [info@biorbyt.com](mailto:info@biorbyt.com), [support@biorbyt.com](mailto:support@biorbyt.com)

Phone: [+44 \(0\)1223 859353](tel:+44(0)1223859353) | Fax: [+1 \(415\) 651-8558](tel:+1(415)651-8558)

**Biorbyt LLC**

68 TW Alexander Drive  
Research Triangle Park  
Durham  
NC 27713-2847  
United States

Email: [info@biorbyt.com](mailto:info@biorbyt.com), [support@biorbyt.com](mailto:support@biorbyt.com)

Phone: [+1 \(415\) 906-5211](tel:+1(415)906-5211) | Fax: [+1 \(415\) 651-8558](tel:+1(415)651-8558)