

Product Datasheet

RXR gamma Antibody / RXRG (orb2634838)

Catalog Number	orb2634838
Category	Antibodies
Description	<p>Two families of retinoid receptors, RARs and RXRs, have been identified. Retinoic acid receptors (RARs) include RARa, RARb and RARg, each of which have a high affinity for all trans-retinoic acids and belong to the same class of nuclear transcription factors as thyroid hormone receptors, vitamin D3 receptor and ecdysone receptor. The ligand-binding domains of the RARs are highly conserved and RAR isoforms are expressed in distinct patterns throughout development and in the mature organism. Members of the retinoid X receptor (RXR) family, RXR, are activated by 9-cis-RA, a stereo- and photo-isomer of all trans-RA that is expressed in vivo in both liver and kidney and may represent a widely used hormone. As is true for the RAR subfamily, the RXR receptors are closely related to each other both in their DNA-binding and ligand-binding domains and are encoded by separate genes at distinct chromosomal loci.</p>
Clonality	Monoclonal
Species/Host	Mouse
Isotype	Mouse IgG1
Conjugation	Unconjugated
Reactivity	Human
Buffer/Preservatives	1 mg/ml in 1X PBS; rAlbumin free, sodium azide free
Purification	Protein A/G affinity
Immunogen	Recombinant full-length human RXRG protein was used as the immunogen for the RXR gamma antibody.
UniProt ID	P48443

Biorbyt Ltd.

7 Signet Court, Swann Road
Cambridge
CB5 8LA
United Kingdom

Email: info@biorbyt.com, support@biorbyt.com

Phone: [+44 \(0\)1223 859353](tel:+44(0)1223859353) | Fax: [+1 \(415\) 651-8558](tel:+1(415)651-8558)

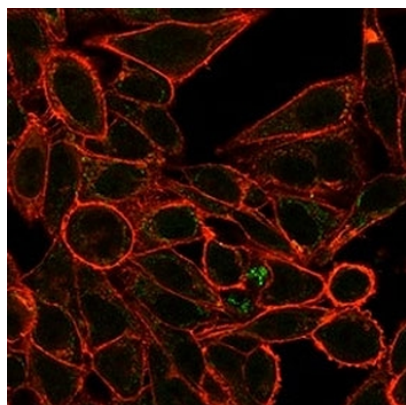
Biorbyt LLC

68 TW Alexander Drive
Research Triangle Park
Durham
NC 27713
United States

Email: info@biorbyt.com, support@biorbyt.com

Phone: [+1 \(415\) 906-5211](tel:+1(415)906-5211) | Fax: [+1 \(415\) 651-8558](tel:+1(415)651-8558)

Tested applications	ELISA, FACS, IF
Dilution range	ELISA (order BSA-free format for coating), Flow cytometry: 1-2ug/million cells, Immunofluorescence: 1-2ug/ml
Application notes	Optimal dilution of the RXR gamma antibody should be determined by the researcher.
Antibody Type	Primary Antibody
Clone Number	PCRP-RXRG-5H4
Storage	Maintain refrigerated at 2-8°C for up to 2 weeks. For long term storage store at -20°C in small aliquots to prevent freeze-thaw cycles.
Note	For research use only
Expiration Date	12 months from date of receipt.



Immunofluorescent staining of PFA-fixed human HeLa cells using RXR gamma antibody (green, clone PCRP-RXRG-5H4) and phalloidin (red).

Biorbyt Ltd.

7 Signet Court, Swann Road
Cambridge
CB5 8LA
United Kingdom

Email: info@biorbyt.com, support@biorbyt.com

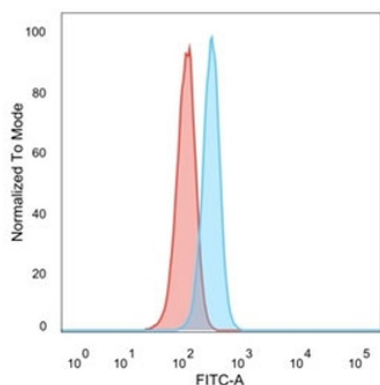
Phone: [+44 \(0\)1223 859353](tel:+44(0)1223859353) | Fax: [+1 \(415\) 651-8558](tel:+1(415)651-8558)

Biorbyt LLC

68 TW Alexander Drive
Research Triangle Park
Durham
NC 27713
United States

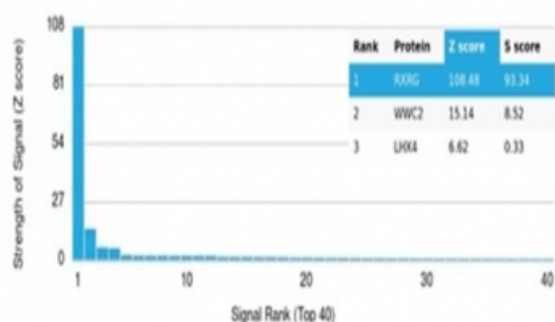
Email: info@biorbyt.com, support@biorbyt.com

Phone: [+1 \(415\) 906-5211](tel:+1(415)906-5211) | Fax: [+1 \(415\) 651-8558](tel:+1(415)651-8558)

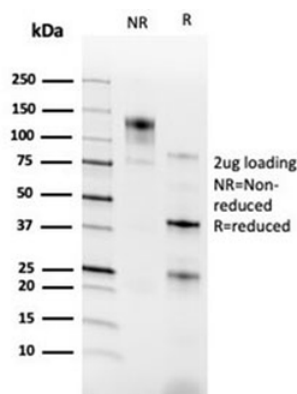


FACS staining of PFA-fixed human HeLa cells with RXR gamma antibody (blue, clone PCRP-RXRG-5H4) and isotype control (red).

Human Protein Microarray Specificity Validation



Analysis of HuProt (TM) microarray containing more than 19000 full-length human proteins using RXR gamma antibody (clone PCRP-RXRG-5H4). These results demonstrate the foremost specificity of the PCRP-RXRG-5H4 mAb. Z- and S- score: The Z-score represents the strength of a signal that an antibody (in combination with a fluorescently-tagged anti-IgG secondary Ab) produces when binding to a particular protein on the HuProt (TM) array. Z-scores are described in units of standard deviations (SD's) above the mean value of all signals generated on that array. If the targets on the HuProt (TM) are arranged in descending order of the Z-score, the S-score is the difference (also in units of SD's) between the Z-scores. The S-score therefore represents the relative target specificity of an Ab to its intended target.



SDS-PAGE analysis of purified, BSA-free RXR gamma antibody (clone PCRP-RXRG-5H4) as confirmation of integrity and purity.

Biorbyt Ltd.

7 Signet Court, Swann Road
Cambridge
CB5 8LA
United Kingdom

Email: info@biorbyt.com, support@biorbyt.com
Phone: +44 (0)1223 859353 | Fax: +1 (415) 651-8558

Biorbyt LLC

68 TW Alexander Drive
Research Triangle Park
Durham
NC 27713
United States

Email: info@biorbyt.com, support@biorbyt.com
Phone: +1 (415) 906-5211 | Fax: +1 (415) 651-8558