

## Product Datasheet

# Phospho-RAD9 (Ser336) Rabbit Polyclonal Antibody (orb2563536)

|                             |   |
|-----------------------------|---|
| <b>Catalog Number</b>       | orb2563536  |
| <b>Category</b>             | Antibodies  |
| <b>Description</b>          | Phospho-RAD9 (Ser336) Rabbit Polyclonal Antibody  |
| <b>Target</b>               | RAD9A   |
| <b>Clonality</b>            | Polyclonal  |
| <b>Species/Host</b>         | Rabbit  |
| <b>Isotype</b>              | IgG   |
| <b>Conjugation</b>          | Unconjugated  |
| <b>Reactivity</b>           | Human   |
| <b>Form/Appearance</b>      | Liquid  |
| <b>Concentration</b>        | 1mg/ml  |
| <b>Buffer/Preservatives</b> | 0.01M TBS (pH7.4) with 1% rAlbumin, 0.02% Proclin300 and 50% Glycerol.  |
| <b>Purification</b>         | Affinity purified by Protein A  |
| <b>Immunogen</b>            | KLH conjugated Synthesised phosphopeptide derived from human RAD9 around the phosphorylation site of Ser336 PH(p-S)EE |
| <b>UniProt ID</b>           | <b>Q99638</b>   |
| <b>MW</b>                   | 43 kDa  |

**Biorbyt Ltd.**

7 Signet Court, Swann Road  
Cambridge  
CB5 8LA  
United Kingdom

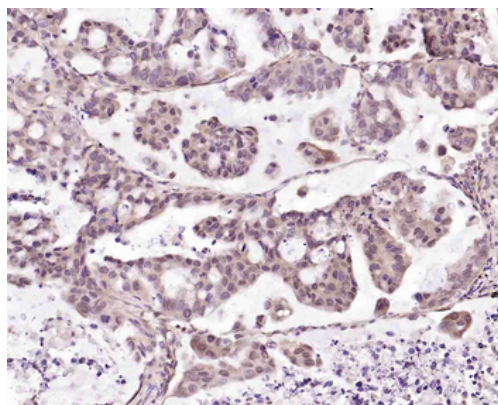
Email: [info@biorbyt.com](mailto:info@biorbyt.com), [support@biorbyt.com](mailto:support@biorbyt.com)  
Phone: [+44 \(0\)1223 859353](tel:+44(0)1223859353) | Fax: [+1 \(415\) 651-8558](tel:+1(415)651-8558)

**Biorbyt LLC**

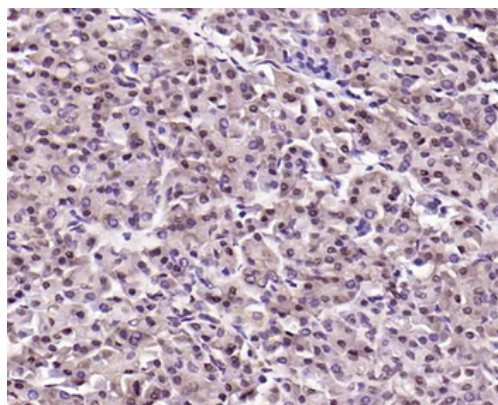
68 TW Alexander Drive  
Research Triangle Park  
Durham  
NC 27713  
United States

Email: [info@biorbyt.com](mailto:info@biorbyt.com), [support@biorbyt.com](mailto:support@biorbyt.com)  
Phone: [+1 \(415\) 906-5211](tel:+1(415)906-5211) | Fax: [+1 \(415\) 651-8558](tel:+1(415)651-8558)

|                            |   |
|----------------------------|---|
| <b>Tested applications</b> | IF, IHC-Fr, IHC-P   |
| <b>Dilution range</b>      | IHC-P=1:100-500, IHC-F=1:100-500, IF=1:100-500  |
| <b>Antibody Type</b>       | Primary Antibody  |
| <b>Storage</b>             | Maintain refrigerated at 2-8°C for up to 2 weeks. For long term storage store at -20°C in small aliquots to prevent freeze-thaw cycles. |
| <b>Note</b>                | For research use only   |
| <b>Expiration Date</b>     | 12 months from date of receipt.   |



Paraformaldehyde-fixed, paraffin embedded (human lung carcinoma), Antigen retrieval by boiling in sodium citrate buffer (pH6.0) for 15 min, Block endogenous peroxidase by 3% hydrogen peroxide for 20 minutes, Blocking buffer (normal goat serum) at 37°C for 30 min, Incubation with (phospho-RAD9 (Ser336)) Polyclonal Antibody, Unconjugated (orb2563536) at 1:200 overnight at 4°C, followed by operating according to SP Kit (Rabbit) instructions and DAB staining.



Paraformaldehyde-fixed, paraffin embedded (human pancreas), Antigen retrieval by boiling in sodium citrate buffer (pH6.0) for 15 min, Block endogenous peroxidase by 3% hydrogen peroxide for 20 minutes, Blocking buffer (normal goat serum) at 37°C for 30 min, Incubation with (phospho-RAD9 (Ser336)) Polyclonal Antibody, Unconjugated (orb2563536) at 1:200 overnight at 4°C, followed by operating according to SP Kit (Rabbit) instructions and DAB staining.

**Biorbyt Ltd.**

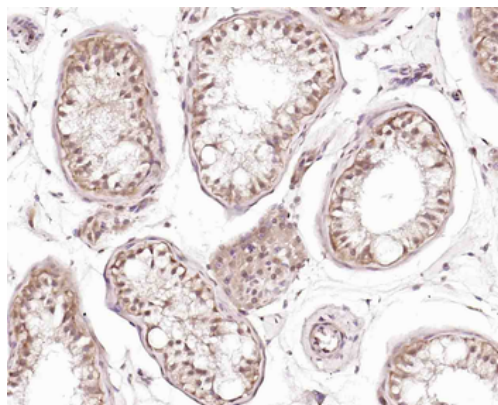
7 Signet Court, Swann Road  
Cambridge  
CB5 8LA  
United Kingdom

Email: [info@biorbyt.com](mailto:info@biorbyt.com), [support@biorbyt.com](mailto:support@biorbyt.com)  
Phone: +44 (0)1223 859353 | Fax: +1 (415) 651-8558

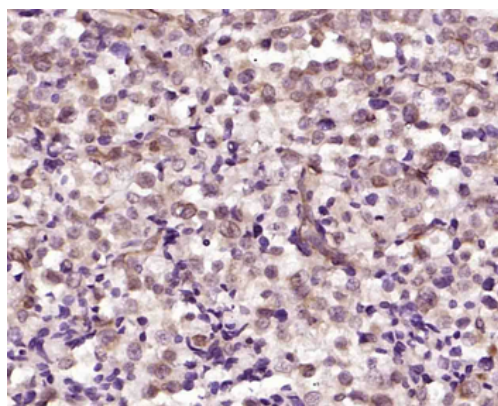
**Biorbyt LLC**

68 TW Alexander Drive  
Research Triangle Park  
Durham  
NC 27713  
United States

Email: [info@biorbyt.com](mailto:info@biorbyt.com), [support@biorbyt.com](mailto:support@biorbyt.com)  
Phone: +1 (415) 906-5211 | Fax: +1 (415) 651-8558



Paraformaldehyde-fixed, paraffin embedded (human testis), Antigen retrieval by boiling in sodium citrate buffer (pH6.0) for 15 min, Block endogenous peroxidase by 3% hydrogen peroxide for 20 minutes, Blocking buffer (normal goat serum) at 37°C for 30 min, Incubation with (phospho-RAD9 (Ser336)) Polyclonal Antibody, Unconjugated (orb2563536) at 1:200 overnight at 4°C, followed by operating according to SP Kit (Rabbit) instructions and DAB staining.



Paraformaldehyde-fixed, paraffin embedded (Prostate tumor), Antigen retrieval by boiling in sodium citrate buffer (pH6.0) for 15 min, Block endogenous peroxidase by 3% hydrogen peroxide for 20 minutes, Blocking buffer (normal goat serum) at 37°C for 30 min, Incubation with (phospho-RAD9 (Ser336)) Polyclonal Antibody, Unconjugated (orb2563536) at 1:200 overnight at 4°C, followed by operating according to SP Kit (Rabbit) instructions and DAB staining.

**Biorbyt Ltd.**

7 Signet Court, Swann Road  
Cambridge  
CB5 8LA  
United Kingdom

Email: [info@biorbyt.com](mailto:info@biorbyt.com), [support@biorbyt.com](mailto:support@biorbyt.com)  
Phone: [+44 \(0\)1223 859353](tel:+44(0)1223859353) | Fax: [+1 \(415\) 651-8558](tel:+1(415)651-8558)

**Biorbyt LLC**

68 TW Alexander Drive  
Research Triangle Park  
Durham  
NC 27713  
United States

Email: [info@biorbyt.com](mailto:info@biorbyt.com), [support@biorbyt.com](mailto:support@biorbyt.com)  
Phone: [+1 \(415\) 906-5211](tel:+1(415)906-5211) | Fax: [+1 \(415\) 651-8558](tel:+1(415)651-8558)