

Product Datasheet

DDIT3 Recombinant Rabbit Monoclonal Antibody (orb2563499)

Catalog Number	orb2563499
Category	Antibodies
Description	DDIT3 Recombinant Rabbit Monoclonal Antibody
Target	DDIT3
Clonality	Recombinant
Species/Host	Rabbit
Isotype	IgG
Conjugation	Unconjugated
Reactivity	Human, Mouse, Rat
Predicted Reactivity	Mouse, Rat
Form/Appearance	Liquid
Concentration	1mg/ml
Buffer/Preservatives	0.01M TBS (pH7.4) with 1% rAlbumin, 0.02% Proclin300 and 50% Glycerol.
Purification	Affinity purified by Protein A
Immunogen	A synthesized peptide derived from human DDIT3 (140-169aa)
UniProt ID	P35638
MW	19 kDa

Biorbyt Ltd.

7 Signet Court, Swann Road
Cambridge
CB5 8LA
United Kingdom

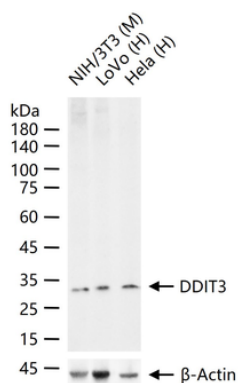
Email: info@biorbyt.com, support@biorbyt.com
Phone: [+44 \(0\)1223 859353](tel:+44(0)1223859353) | Fax: [+1 \(415\) 651-8558](tel:+1(415)651-8558)

Biorbyt LLC

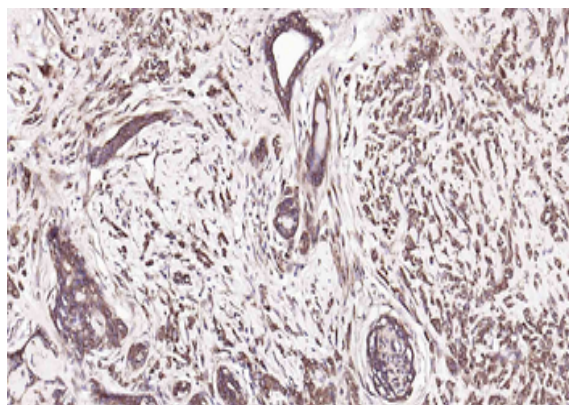
68 TW Alexander Drive
Research Triangle Park
Durham
NC 27713
United States

Email: info@biorbyt.com, support@biorbyt.com
Phone: [+1 \(415\) 906-5211](tel:+1(415)906-5211) | Fax: [+1 \(415\) 651-8558](tel:+1(415)651-8558)

Tested applications	IF, IHC-Fr, IHC-P, WB
Dilution range	WB=1:1000-2000, IHC-P=1:100-500, IHC-F=1:100-500, IF=1:100-500
Antibody Type	Primary Antibody
Clone Number	6C8
Storage	Maintain refrigerated at 2-8°C for up to 2 weeks. For long term storage store at -20°C in small aliquots to prevent freeze-thaw cycles.
Note	For research use only
Expiration Date	12 months from date of receipt.



25 ug total protein per lane of various lysates probed with DDIT3 monoclonal antibody, unconjugated (orb2563499) at 1:1000 dilution and 4°C overnight incubation. Followed by conjugated secondary antibody incubation at r.t. for 60 min.



Paraformaldehyde-fixed, paraffin embedded Human Breast Cancer, Antigen retrieval by boiling in sodium citrate buffer (pH6.0) for 15 min, Antibody incubation with DDIT3 Monoclonal Antibody, Unconjugated (orb2563499) at 1:100 overnight at 4°C, followed by conjugation to the SP Kit (Rabbit) and DAB staining.

Biorbyt Ltd.

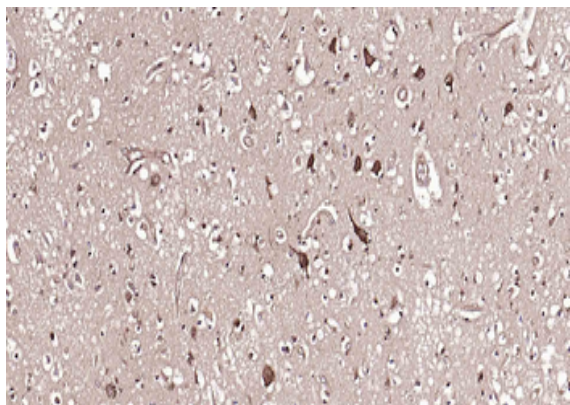
7 Signet Court, Swann Road
Cambridge
CB5 8LA
United Kingdom

Email: info@biorbyt.com, support@biorbyt.com
Phone: +44 (0)1223 859353 | Fax: +1 (415) 651-8558

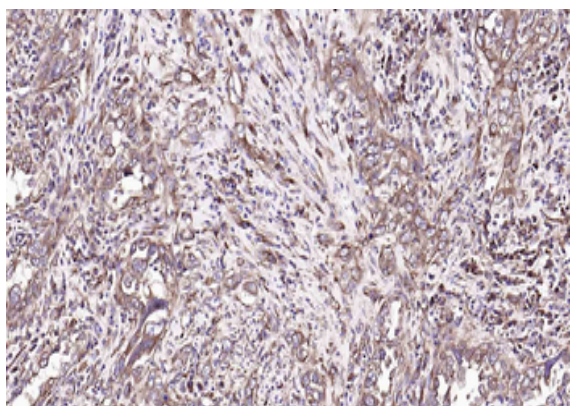
Biorbyt LLC

68 TW Alexander Drive
Research Triangle Park
Durham
NC 27713
United States

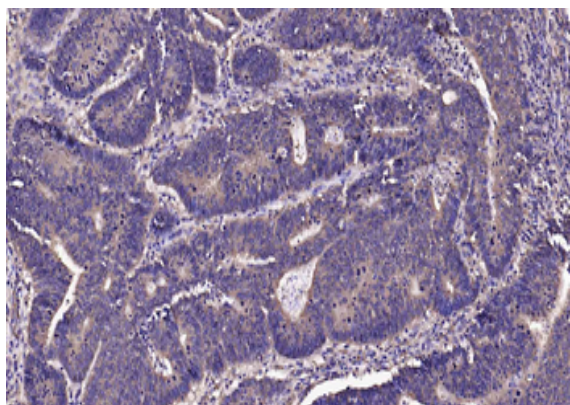
Email: info@biorbyt.com, support@biorbyt.com
Phone: +1 (415) 906-5211 | Fax: +1 (415) 651-8558



Paraformaldehyde-fixed, paraffin embedded Human Cerebrum, Antigen retrieval by boiling in sodium citrate buffer (pH6.0) for 15 min, Antibody incubation with DDIT3 Monoclonal Antibody, Unconjugated (orb2563499) at 1:100overnight at 4°C, followed by conjugation to the SP Kit (Rabbit) and DAB staining.



Paraformaldehyde-fixed, paraffin embedded Human Cervical Cancer, Antigen retrieval by boiling in sodium citrate buffer (pH6.0) for 15 min, Antibody incubation with DDIT3 Monoclonal Antibody, Unconjugated (orb2563499) at 1:100overnight at 4°C, followed by conjugation to the SP Kit (Rabbit) and DAB staining.



Paraformaldehyde-fixed, paraffin embedded Human Colon Cancer, Antigen retrieval by boiling in sodium citrate buffer (pH6.0) for 15 min, Antibody incubation with DDIT3 Monoclonal Antibody, Unconjugated (orb2563499) at 1:100overnight at 4°C, followed by conjugation to the SP Kit (Rabbit) and DAB staining.

Biorbyt Ltd.

7 Signet Court, Swann Road
Cambridge
CB5 8LA
United Kingdom

Email: info@biorbyt.com, support@biorbyt.com

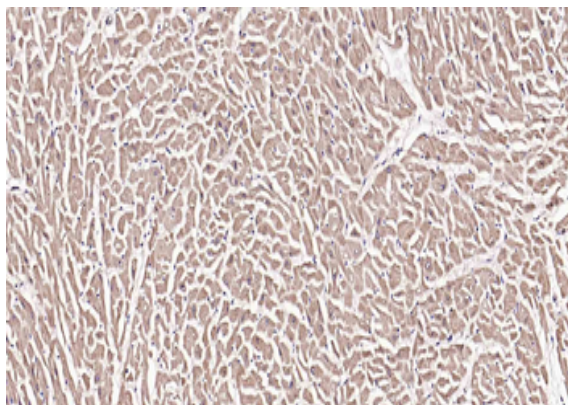
Phone: [+44 \(0\)1223 859353](tel:+44(0)1223859353) | Fax: [+1 \(415\) 651-8558](tel:+1(415)651-8558)

Biorbyt LLC

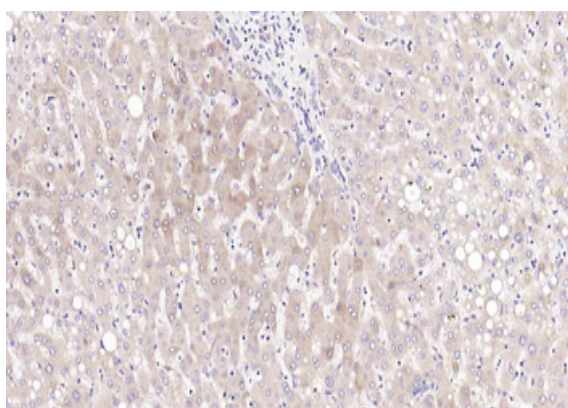
68 TW Alexander Drive
Research Triangle Park
Durham
NC 27713
United States

Email: info@biorbyt.com, support@biorbyt.com

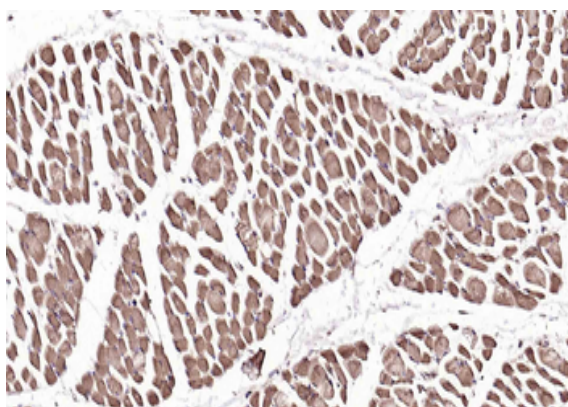
Phone: [+1 \(415\) 906-5211](tel:+1(415)906-5211) | Fax: [+1 \(415\) 651-8558](tel:+1(415)651-8558)



Paraformaldehyde-fixed, paraffin embedded Human Heart, Antigen retrieval by boiling in sodium citrate buffer (pH6.0) for 15 min, Antibody incubation with DDIT3 Monoclonal Antibody, Unconjugated (orb2563499) at 1:100overnight at 4°C, followed by conjugation to the SP Kit (Rabbit) and DAB staining.



Paraformaldehyde-fixed, paraffin embedded Human Liver, Antigen retrieval by boiling in sodium citrate buffer (pH6.0) for 15 min, Antibody incubation with DDIT3 Monoclonal Antibody, Unconjugated (orb2563499) at 1:100overnight at 4°C, followed by conjugation to the SP Kit (Rabbit) and DAB staining.



Paraformaldehyde-fixed, paraffin embedded Human Skeletal muscle, Antigen retrieval by boiling in sodium citrate buffer (pH6.0) for 15 min, Antibody incubation with DDIT3 Monoclonal Antibody, Unconjugated (orb2563499) at 1:100overnight at 4°C, followed by conjugation to the SP Kit (Rabbit) and DAB staining.

Biorbyt Ltd.

7 Signet Court, Swann Road
Cambridge
CB5 8LA
United Kingdom

Email: info@biorbyt.com, support@biorbyt.com

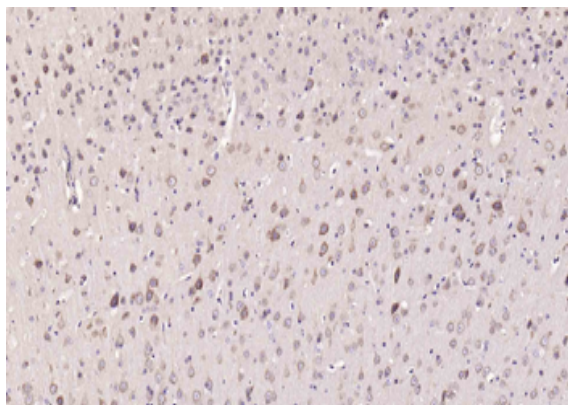
Phone: +44 (0)1223 859353 | Fax: +1 (415) 651-8558

Biorbyt LLC

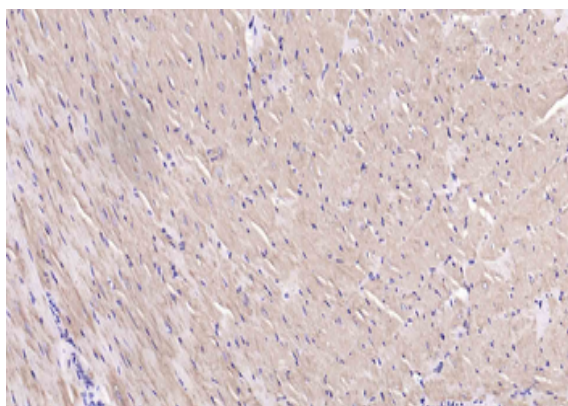
68 TW Alexander Drive
Research Triangle Park
Durham
NC 27713
United States

Email: info@biorbyt.com, support@biorbyt.com

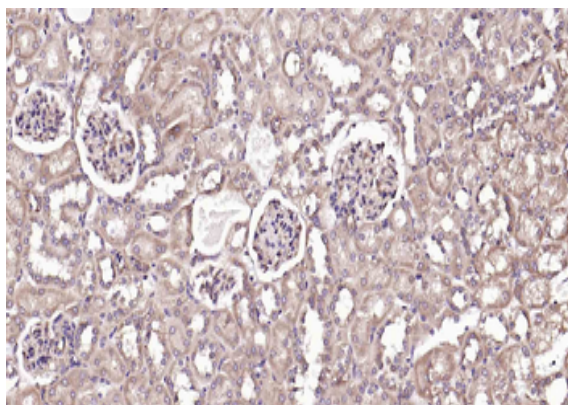
Phone: +1 (415) 906-5211 | Fax: +1 (415) 651-8558



Paraformaldehyde-fixed, paraffin embedded Mouse Cerebrum, Antigen retrieval by boiling in sodium citrate buffer (pH6.0) for 15 min, Antibody incubation with DDIT3 Monoclonal Antibody, Unconjugated (orb2563499) at 1:100overnight at 4°C, followed by conjugation to the SP Kit (Rabbit) and DAB staining.



Paraformaldehyde-fixed, paraffin embedded Mouse Heart, Antigen retrieval by boiling in sodium citrate buffer (pH6.0) for 15 min, Antibody incubation with DDIT3 Monoclonal Antibody, Unconjugated (orb2563499) at 1:100overnight at 4°C, followed by conjugation to the SP Kit (Rabbit) and DAB staining.



Paraformaldehyde-fixed, paraffin embedded Mouse Kidney, Antigen retrieval by boiling in sodium citrate buffer (pH6.0) for 15 min, Antibody incubation with DDIT3 Monoclonal Antibody, Unconjugated (orb2563499) at 1:100overnight at 4°C, followed by conjugation to the SP Kit (Rabbit) and DAB staining.

Biorbyt Ltd.

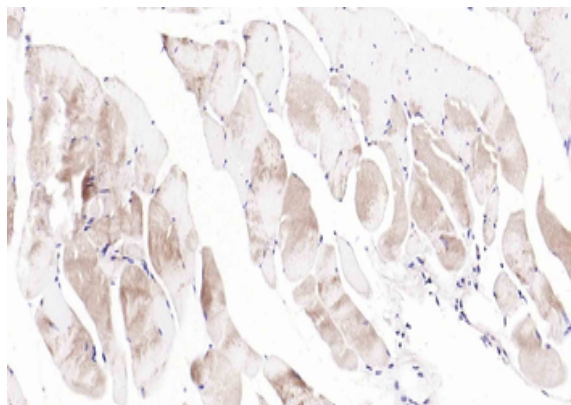
7 Signet Court, Swann Road
Cambridge
CB5 8LA
United Kingdom

Email: info@biorbyt.com, support@biorbyt.com
Phone: [+44 \(0\)1223 859353](tel:+44(0)1223859353) | Fax: [+1 \(415\) 651-8558](tel:+1(415)651-8558)

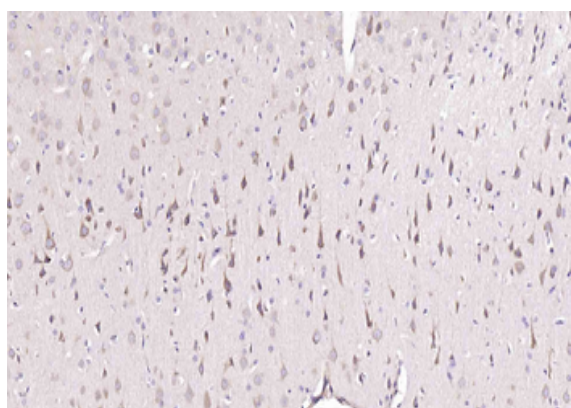
Biorbyt LLC

68 TW Alexander Drive
Research Triangle Park
Durham
NC 27713
United States

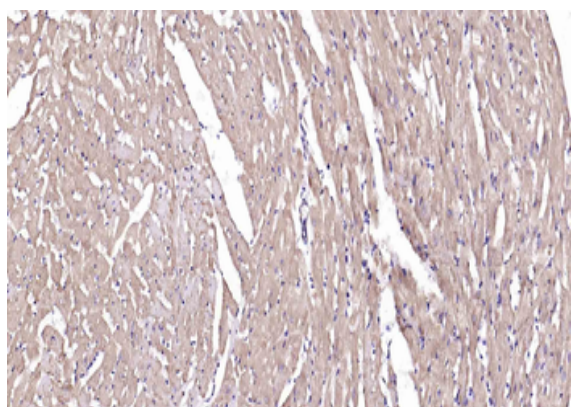
Email: info@biorbyt.com, support@biorbyt.com
Phone: [+1 \(415\) 906-5211](tel:+1(415)906-5211) | Fax: [+1 \(415\) 651-8558](tel:+1(415)651-8558)



Paraformaldehyde-fixed, paraffin embedded Mouse Skeletal muscle, Antigen retrieval by boiling in sodium citrate buffer (pH6.0) for 15 min, Antibody incubation with DDIT3 Monoclonal Antibody, Unconjugated (orb2563499) at 1:100overnight at 4°C, followed by conjugation to the SP Kit (Rabbit) and DAB staining.



Paraformaldehyde-fixed, paraffin embedded Rat Cerebrum, Antigen retrieval by boiling in sodium citrate buffer (pH6.0) for 15 min, Antibody incubation with DDIT3 Monoclonal Antibody, Unconjugated (orb2563499) at 1:100overnight at 4°C, followed by conjugation to the SP Kit (Rabbit) and DAB staining.



Paraformaldehyde-fixed, paraffin embedded Rat Heart, Antigen retrieval by boiling in sodium citrate buffer (pH6.0) for 15 min, Antibody incubation with DDIT3 Monoclonal Antibody, Unconjugated (orb2563499) at 1:100overnight at 4°C, followed by conjugation to the SP Kit (Rabbit) and DAB staining.

Biorbyt Ltd.

7 Signet Court, Swann Road
Cambridge
CB5 8LA
United Kingdom

Email: info@biorbyt.com, support@biorbyt.com

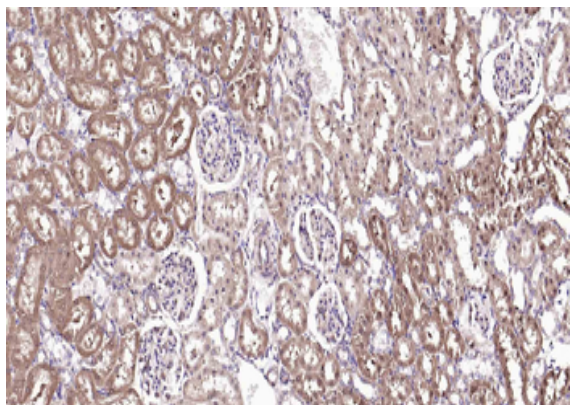
Phone: +44 (0)1223 859353 | Fax: +1 (415) 651-8558

Biorbyt LLC

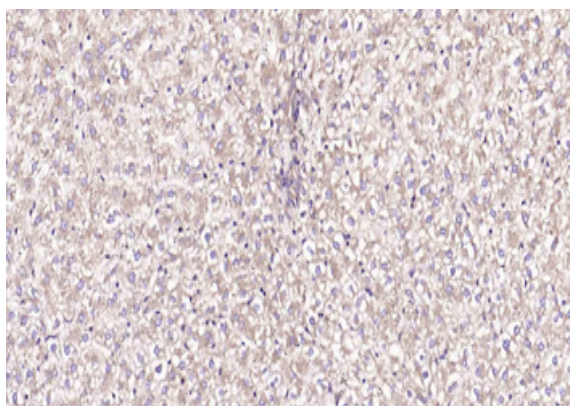
68 TW Alexander Drive
Research Triangle Park
Durham
NC 27713
United States

Email: info@biorbyt.com, support@biorbyt.com

Phone: +1 (415) 906-5211 | Fax: +1 (415) 651-8558



Paraformaldehyde-fixed, paraffin embedded Rat Kidney, Antigen retrieval by boiling in sodium citrate buffer (pH6.0) for 15 min, Antibody incubation with DDIT3 Monoclonal Antibody, Unconjugated (orb2563499) at 1:100 overnight at 4°C, followed by conjugation to the SP Kit (Rabbit) and DAB staining.



Paraformaldehyde-fixed, paraffin embedded Rat Liver, Antigen retrieval by boiling in sodium citrate buffer (pH6.0) for 15 min, Antibody incubation with DDIT3 Monoclonal Antibody, Unconjugated (orb2563499) at 1:100 overnight at 4°C, followed by conjugation to the SP Kit (Rabbit) and DAB staining.

Biorbyt Ltd.

7 Signet Court, Swann Road
Cambridge
CB5 8LA
United Kingdom

Email: info@biorbyt.com, support@biorbyt.com

Phone: [+44 \(0\)1223 859353](tel:+44(0)1223859353) | Fax: [+1 \(415\) 651-8558](tel:+1(415)651-8558)

Biorbyt LLC

68 TW Alexander Drive
Research Triangle Park
Durham
NC 27713
United States

Email: info@biorbyt.com, support@biorbyt.com

Phone: [+1 \(415\) 906-5211](tel:+1(415)906-5211) | Fax: [+1 \(415\) 651-8558](tel:+1(415)651-8558)