

## Product Datasheet

### VEGF antibody (orb256347)

<b>Catalog Number</b>	orb256347
<b>Category</b>	Antibodies
<b>Description</b>	VEGF antibody
<b>Target</b>	VEGF
<b>Clonality</b>	Monoclonal
<b>Species/Host</b>	Mouse
<b>Isotype</b>	IgG
<b>Conjugation</b>	Unconjugated
<b>Reactivity</b>	Human, Porcine, Rat
<b>Form/Appearance</b>	10 mM PBS, 0.02% sodium azide
<b>Concentration</b>	- 100 µg (in 200 µl): 0.5 mg/ml- 200 µg (in 400 µl): 0.5 mg/ml
<b>Purity</b>	Monoclonal antibodies are purified by peptide affinity chromatography
<b>Immunogen</b>	Human VEGFA recombinant protein. Protein available as (orb178366) was used as immunogen.
<b>UniProt ID</b>	<b>P16612, P15692, Q00731</b>
<b>MW</b>	27 kDa
<b>Tested applications</b>	ELISA, IHC-P, WB
<b>Dilution range</b>	IHC-P: 5 µg/ml, WB: 1µg/ml

**Biorbyt Ltd.**

7 Signet Court, Swann Road  
Cambridge  
CB5 8LA  
United Kingdom

Email: [info@biorbyt.com](mailto:info@biorbyt.com), [support@biorbyt.com](mailto:support@biorbyt.com)

Phone: [+44 \(0\)1223 859353](tel:+44(0)1223859353) | Fax: [+1 \(415\) 651-8558](tel:+1(415)651-8558)

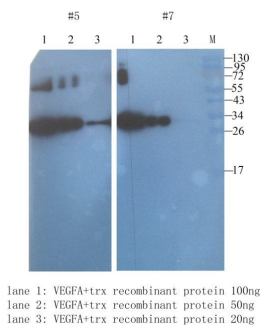
**Biorbyt LLC**

68 TW Alexander Drive  
Research Triangle Park  
Durham  
NC 27713  
United States

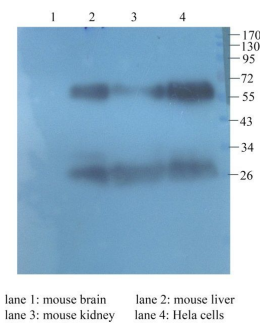
Email: [info@biorbyt.com](mailto:info@biorbyt.com), [support@biorbyt.com](mailto:support@biorbyt.com)

Phone: [+1 \(415\) 906-5211](tel:+1(415)906-5211) | Fax: [+1 \(415\) 651-8558](tel:+1(415)651-8558)

<b>Clone Number</b>	4H4G2
<b>Storage</b>	Maintain refrigerated at 2-8°C for up to 2 weeks. For long term storage store at -20°C in small aliquots to prevent freeze-thaw cycles.
<b>Note</b>	For research use only
<b>Entrez</b>	<b>5788</b>
<b>NCBI</b>	<b>14, 15692</b>
<b>Expiration Date</b>	12 months from date of receipt.



WB analysis of protein 100 ng (lane 1), protein 50 ng (lane 2), protein 20 ng (lane 3) tissue using VEGFA antibody (1 ug/ml)



WB analysis of mouse brain (lane 1), mouse liver (lane 2), mouse kidney (lane 3), hela cells (lane 4) tissue using VEGFA antibody (1 ug/ml)

**Biorbyt Ltd.**

7 Signet Court, Swann Road  
Cambridge  
CB5 8LA  
United Kingdom

Email: [info@biorbyt.com](mailto:info@biorbyt.com), [support@biorbyt.com](mailto:support@biorbyt.com)

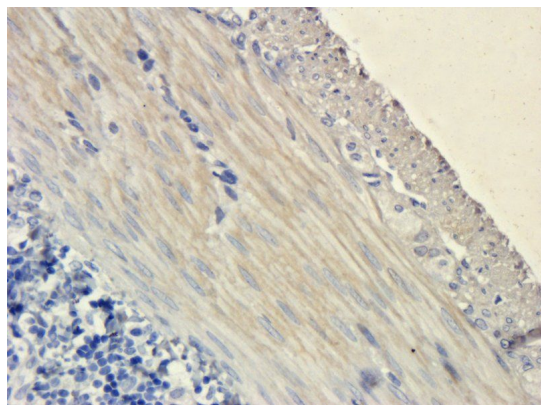
Phone: +44 (0)1223 859353 | Fax: +1 (415) 651-8558

**Biorbyt LLC**

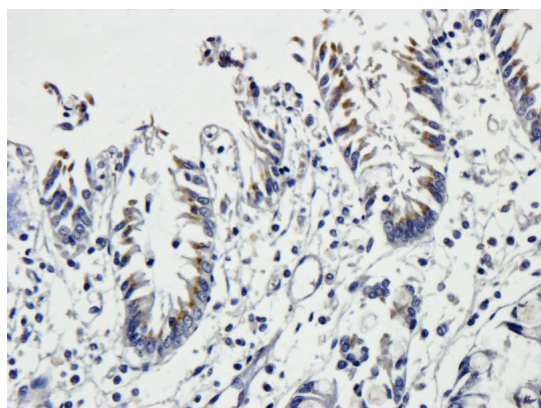
68 TW Alexander Drive  
Research Triangle Park  
Durham  
NC 27713  
United States

Email: [info@biorbyt.com](mailto:info@biorbyt.com), [support@biorbyt.com](mailto:support@biorbyt.com)

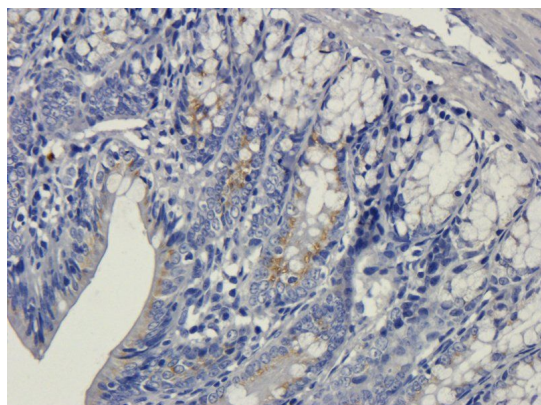
Phone: +1 (415) 906-5211 | Fax: +1 (415) 651-8558



Immunohistochemical staining of paraffin embedded rat colon tissue using VEGFA antibody (5 ug/ml)



Immunohistochemical staining of pig large intestine tissue using anti-VEGFA (5 ug/ml)



IHC-P image of rat colon tissue using anti-VEGFA (5 ug/ml)

**Biorbyt Ltd.**

7 Signet Court, Swann Road  
Cambridge  
CB5 8LA  
United Kingdom

Email: [info@biorbyt.com](mailto:info@biorbyt.com), [support@biorbyt.com](mailto:support@biorbyt.com)

Phone: [+44 \(0\)1223 859353](tel:+44(0)1223859353) | Fax: [+1 \(415\) 651-8558](tel:+1(415)651-8558)

**Biorbyt LLC**

68 TW Alexander Drive  
Research Triangle Park  
Durham  
NC 27713  
United States

Email: [info@biorbyt.com](mailto:info@biorbyt.com), [support@biorbyt.com](mailto:support@biorbyt.com)

Phone: [+1 \(415\) 906-5211](tel:+1(415)906-5211) | Fax: [+1 \(415\) 651-8558](tel:+1(415)651-8558)