

Product Datasheet

Arginase 1 Mouse Monoclonal Antibody (orb2563027)

Catalog Number	orb2563027
Category	Antibodies
Description	Arginase 1 Mouse Monoclonal Antibody
Target	ARG1
Clonality	Monoclonal
Species/Host	Mouse
Isotype	IgG
Conjugation	Unconjugated
Reactivity	Human
Form/Appearance	Liquid
Concentration	1mg/ml
Buffer/Preservatives	0.01M TBS(pH7.4) with 1% rAlbumin, 0.02% Proclin300 and 50% Glycerol.
Purification	Affinity purified by Protein A
Immunogen	KLH conjugated synthetic peptide derived from human Arginase 1
UniProt ID	P05089
MW	35 kDa
Tested applications	IF, IHC-Fr, IHC-P

Biorbyt Ltd.

7 Signet Court, Swann Road
Cambridge
CB5 8LA
United Kingdom

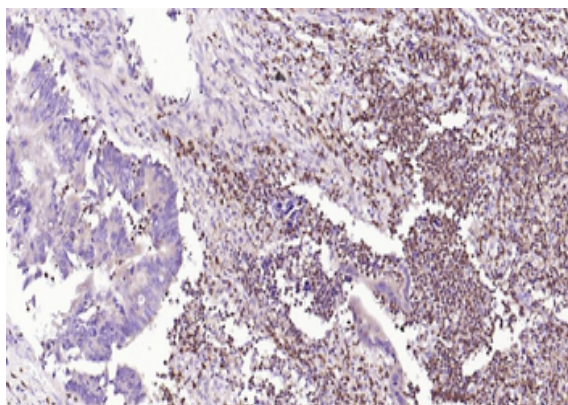
Email: info@biorbyt.com, support@biorbyt.com
Phone: [+44 \(0\)1223 859353](tel:+44(0)1223859353) | Fax: [+1 \(415\) 651-8558](tel:+1(415)651-8558)

Biorbyt LLC

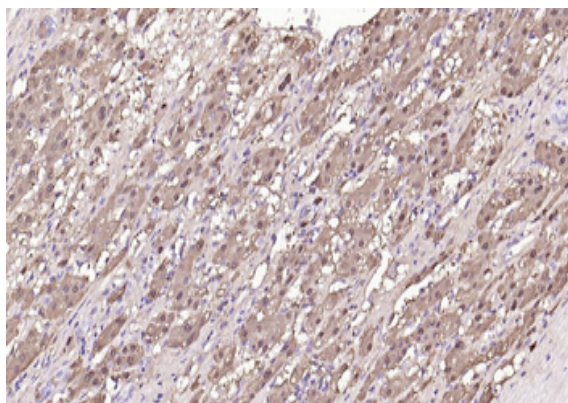
68 TW Alexander Drive
Research Triangle Park
Durham
NC 27713-2847
United States

Email: info@biorbyt.com, support@biorbyt.com
Phone: [+1 \(415\) 906-5211](tel:+1(415)906-5211) | Fax: [+1 \(415\) 651-8558](tel:+1(415)651-8558)

Dilution range	IHC-P=1:50-200, IHC-F=1:50-200, IF=1:50-200
Antibody Type	Primary Antibody
Clone Number	B9C37
Storage	Maintain refrigerated at 2-8°C for up to 2 weeks. For long term storage store at -20°C in small aliquots to prevent freeze-thaw cycles.
Note	For research use only
Expiration Date	12 months from date of receipt.



Paraformaldehyde-fixed, paraffin embedded Human Colon Cancer, Antigen retrieval by boiling in sodium citrate buffer (pH6.0) for 15 min, Antibody incubation with Arginase 1 Monoclonal Antibody, Unconjugated (orb2563027) at 1:200 overnight at 4°C, followed by conjugation to the SP Kit (Mouse) and DAB staining.



Paraformaldehyde-fixed, paraffin embedded Human Liver Cancer, Antigen retrieval by boiling in sodium citrate buffer (pH6.0) for 15 min, Antibody incubation with Arginase 1 Monoclonal Antibody, Unconjugated (orb2563027) at 1:200 overnight at 4°C, followed by conjugation to the SP Kit (Mouse) and DAB staining.

Biorbyt Ltd.

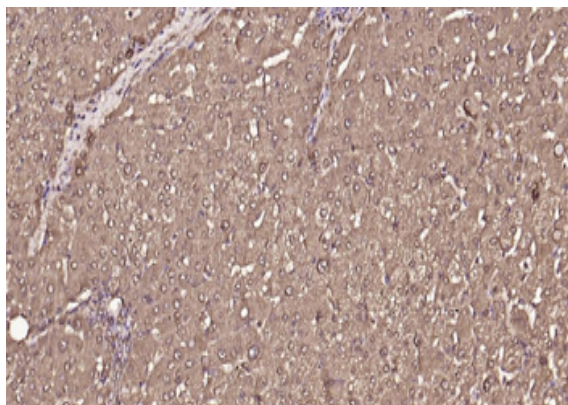
7 Signet Court, Swann Road
Cambridge
CB5 8LA
United Kingdom

Email: info@biorbyt.com, support@biorbyt.com
Phone: +44 (0)1223 859353 | Fax: +1 (415) 651-8558

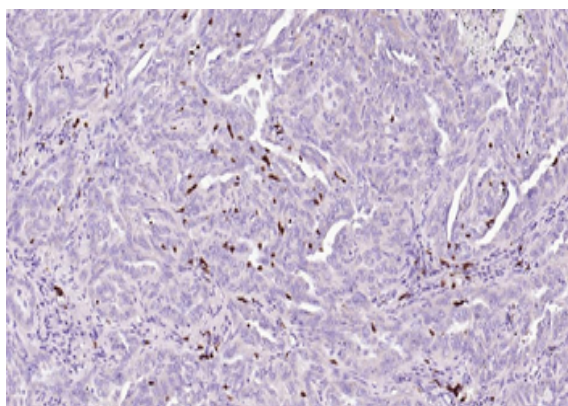
Biorbyt LLC

68 TW Alexander Drive
Research Triangle Park
Durham
NC 27713-2847
United States

Email: info@biorbyt.com, support@biorbyt.com
Phone: +1 (415) 906-5211 | Fax: +1 (415) 651-8558



Paraformaldehyde-fixed, paraffin embedded Human Liver, Antigen retrieval by boiling in sodium citrate buffer (pH6.0) for 15 min, Antibody incubation with Arginase 1 Monoclonal Antibody, Unconjugated (orb2563027) at 1:200 overnight at 4°C, followed by conjugation to the SP Kit (Mouse) and DAB staining.



Paraformaldehyde-fixed, paraffin embedded Human Lung Cancer, Antigen retrieval by boiling in sodium citrate buffer (pH6.0) for 15 min, Antibody incubation with Arginase 1 Monoclonal Antibody, Unconjugated (orb2563027) at 1:200 overnight at 4°C, followed by conjugation to the SP Kit (Mouse) and DAB staining.

Biorbyt Ltd.

7 Signet Court, Swann Road
Cambridge
CB5 8LA
United Kingdom

Email: info@biorbyt.com, support@biorbyt.com

Phone: [+44 \(0\)1223 859353](tel:+44(0)1223859353) | Fax: [+1 \(415\) 651-8558](tel:+1(415)651-8558)

Biorbyt LLC

68 TW Alexander Drive
Research Triangle Park
Durham
NC 27713-2847
United States

Email: info@biorbyt.com, support@biorbyt.com

Phone: [+1 \(415\) 906-5211](tel:+1(415)906-5211) | Fax: [+1 \(415\) 651-8558](tel:+1(415)651-8558)