

Product Datasheet

IL11 Rabbit Polyclonal Antibody (orb251476)

Catalog Number	orb251476
Category	Antibodies
Description	IL11 Rabbit Polyclonal Antibody
Target	IL11
Clonality	Polyclonal
Species/Host	Rabbit
Isotype	IgG
Conjugation	Unconjugated
Reactivity	Bovine, Canine, Guinea pig, Human, Mouse, Porcine, Rat
Form/Appearance	10 mM PBS, 0.02% sodium azide
Concentration	- 100 µg (in 200 µl): 0.5 mg/ml- 200 µg (in 400 µl): 0.5 mg/ml
Purity	Polyclonal antibodies are purified by peptide affinity chromatography
Immunogen	KLH conjugated synthetic peptide derived from human IL11. Please contact us for the exact immunogen sequence. The peptide is available as orb374860.
UniProt ID	Q99MF5, P20809, P47873
MW	19 kDa
Tested applications	ELISA, ICC, IF, IHC-P
Dilution range	IHC-P: 1:200, IF/ICC: 1:200

Biorbyt Ltd.

7 Signet Court, Swann Road
Cambridge
CB5 8LA
United Kingdom

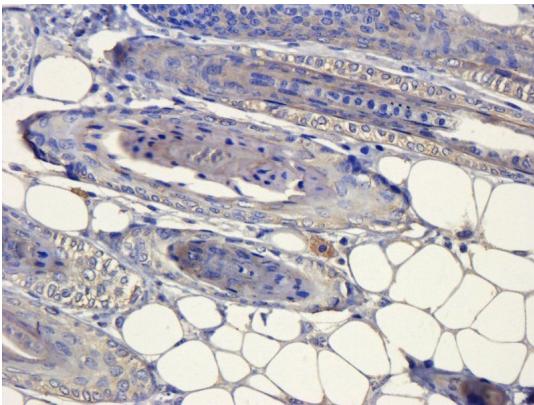
Email: info@biorbyt.com, support@biorbyt.com
Phone: [+44 \(0\)1223 859353](tel:+44(0)1223859353) | Fax: [+1 \(415\) 651-8558](tel:+1(415)651-8558)

Biorbyt LLC

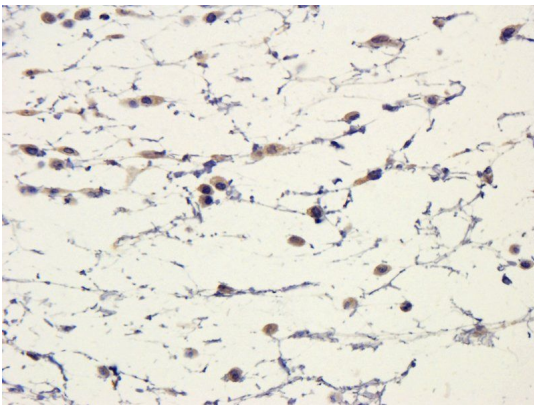
68 TW Alexander Drive
Research Triangle Park
Durham
NC 27713
United States

Email: info@biorbyt.com, support@biorbyt.com
Phone: [+1 \(415\) 906-5211](tel:+1(415)906-5211) | Fax: [+1 \(415\) 651-8558](tel:+1(415)651-8558)

Storage	Maintain refrigerated at 2-8°C for up to 2 weeks. For long term storage store at -20°C in small aliquots to prevent freeze-thaw cycles.
Note	For research use only
Entrez	3589
NCBI	11, 000632, 000641, 31
Expiration Date	12 months from date of receipt.



Immunohistochemical staining of paraffin embedded rat skin tissue using IL11 antibody (primary antibody at 1:200)



IHC-P image of rat subcutaneous tissue using anti-IL11 (dilution of primary antibody at 1:200)

Biorbyt Ltd.

7 Signet Court, Swann Road
Cambridge
CB5 8LA
United Kingdom

Email: info@biorbyt.com, support@biorbyt.com

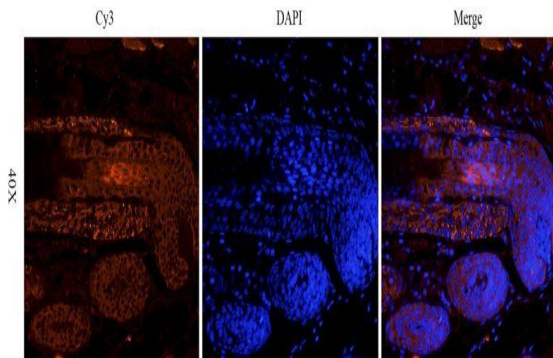
Phone: +44 (0)1223 859353 | Fax: +1 (415) 651-8558

Biorbyt LLC

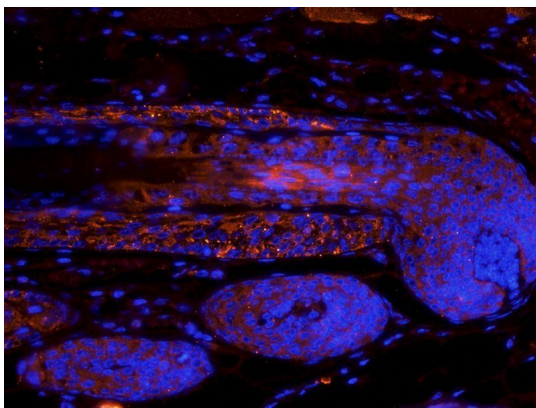
68 TW Alexander Drive
Research Triangle Park
Durham
NC 27713
United States

Email: info@biorbyt.com, support@biorbyt.com

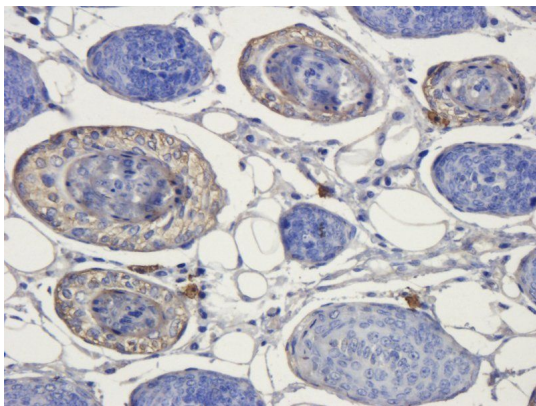
Phone: +1 (415) 906-5211 | Fax: +1 (415) 651-8558



IF analysis of rat skin tissue using IL11 antibody (dilution of primary antibody at 1:200)



Immunofluorescence image of rat skin tissue using anti-IL11 (dilution at 1:200)



Immunohistochemical staining of rat skin tissue using anti-IL11 (dilution of primary antibody - 1:200)

Biorbyt Ltd.

7 Signet Court, Swann Road
Cambridge
CB5 8LA
United Kingdom

Email: info@biorbyt.com, support@biorbyt.com

Phone: [+44 \(0\)1223 859353](tel:+44(0)1223859353) | Fax: [+1 \(415\) 651-8558](tel:+1(415)651-8558)

Biorbyt LLC

68 TW Alexander Drive
Research Triangle Park
Durham
NC 27713
United States

Email: info@biorbyt.com, support@biorbyt.com

Phone: [+1 \(415\) 906-5211](tel:+1(415)906-5211) | Fax: [+1 \(415\) 651-8558](tel:+1(415)651-8558)