

## Product Datasheet

### LGALS9 Antibody (orb240262)

|                             |  |
|-----------------------------|--|
| <b>Catalog Number</b>       | orb240262  |
| <b>Category</b>             | Antibodies   |
| <b>Description</b>          | This LGALS9 Antibody is an unconjugated polyclonal product. It targets LGALS9 using a Recombinant Human Galectin-9 protein (1-323AA) as the immunogen. This antibody is suitable for ELISA, IF, IHC, WB. Purification: >95%, Protein G purified. |
| <b>Target</b>               | LGALS9   |
| <b>Clonality</b>            | Polyclonal   |
| <b>Species/Host</b>         | Rabbit   |
| <b>Isotype</b>              | IgG  |
| <b>Conjugation</b>          | Unconjugated   |
| <b>Reactivity</b>           | Human, Mouse   |
| <b>Form/Appearance</b>      | Liquid   |
| <b>Buffer/Preservatives</b> | Preservative: 0.03% Proclin 300. Constituents: 50% Glycerol  |
| <b>Purification</b>         | >95%, Protein G purified   |
| <b>Immunogen</b>            | Recombinant Human Galectin-9 protein (1-323AA)   |
| <b>UniProt ID</b>           | <b>O00182</b>  |
| <b>Tested applications</b>  | ELISA, IF, IHC, WB   |
| <b>Dilution range</b>       | WB:1:500-1:5000, IHC-P:1:200-1:500, IF:1:50-1:200  |

**Biorbyt Ltd.**

7 Signet Court, Swann Road  
Cambridge  
CB5 8LA  
United Kingdom

Email: [info@biorbyt.com](mailto:info@biorbyt.com), [support@biorbyt.com](mailto:support@biorbyt.com)

Phone: [+44 \(0\)1223 859353](tel:+44(0)1223859353) | Fax: [+1 \(415\) 651-8558](tel:+1(415)651-8558)

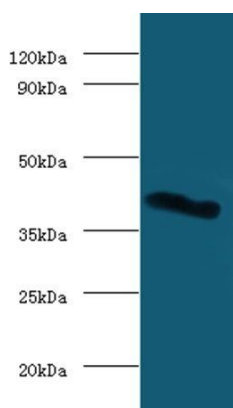
**Biorbyt LLC**

68 TW Alexander Drive  
Research Triangle Park  
Durham  
NC 27713-2847  
United States

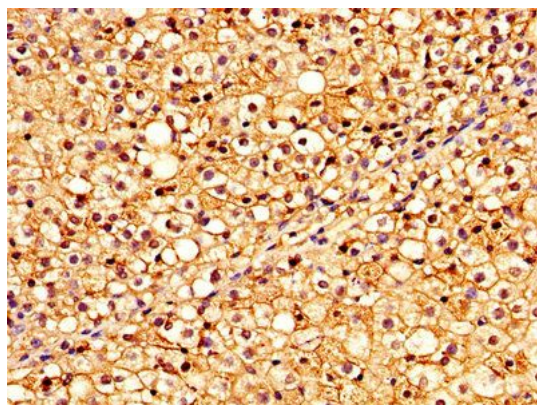
Email: [info@biorbyt.com](mailto:info@biorbyt.com), [support@biorbyt.com](mailto:support@biorbyt.com)

Phone: [+1 \(415\) 906-5211](tel:+1(415)906-5211) | Fax: [+1 \(415\) 651-8558](tel:+1(415)651-8558)

- Storage** Maintain refrigerated at 2-8°C for up to 2 weeks. For long term storage store at -20°C in small aliquots to prevent freeze-thaw cycles.
- Note** For research use only
- Expiration Date** 12 months from date of receipt.



Western blot analysis of mouse heart tissue using Galectin-9 antibody



Immunohistochemical staining of human adrenal gland tissue using Galectin-9 antibody

**Biorbyt Ltd.**

7 Signet Court, Swann Road  
Cambridge  
CB5 8LA  
United Kingdom

Email: [info@biorbyt.com](mailto:info@biorbyt.com), [support@biorbyt.com](mailto:support@biorbyt.com)

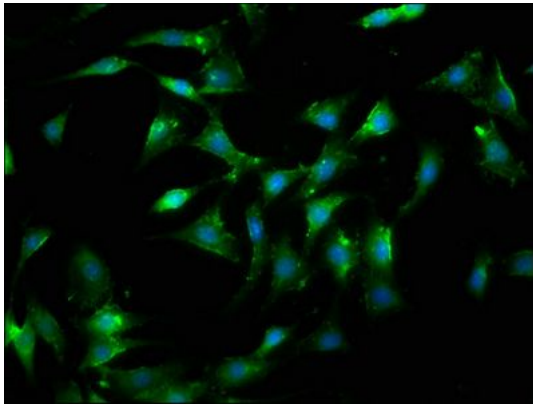
Phone: [+44 \(0\)1223 859353](tel:+44(0)1223859353) | Fax: [+1 \(415\) 651-8558](tel:+1(415)651-8558)

**Biorbyt LLC**

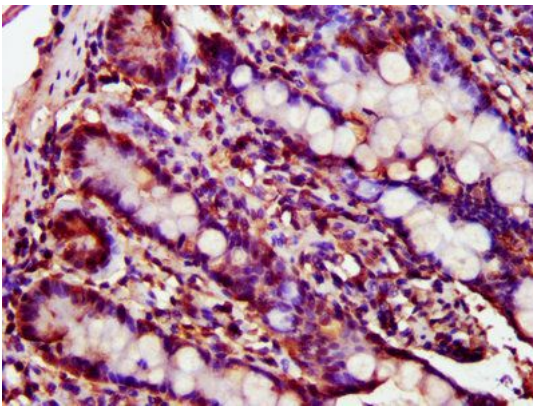
68 TW Alexander Drive  
Research Triangle Park  
Durham  
NC 27713-2847  
United States

Email: [info@biorbyt.com](mailto:info@biorbyt.com), [support@biorbyt.com](mailto:support@biorbyt.com)

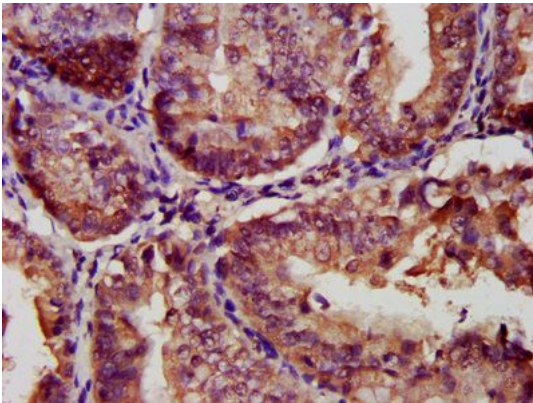
Phone: [+1 \(415\) 906-5211](tel:+1(415)906-5211) | Fax: [+1 \(415\) 651-8558](tel:+1(415)651-8558)



Immunofluorescence analysis of NIH/3T3 cells using Galectin-9 antibody



Immunohistochemical staining of human small intestine tissue using Galectin-9 antibody



Immunohistochemical staining of human endometrial cancer using Galectin-9 antibody

**Biorbyt Ltd.**

7 Signet Court, Swann Road  
Cambridge  
CB5 8LA  
United Kingdom

Email: [info@biorbyt.com](mailto:info@biorbyt.com), [support@biorbyt.com](mailto:support@biorbyt.com)

Phone: [+44 \(0\)1223 859353](tel:+44(0)1223859353) | Fax: [+1 \(415\) 651-8558](tel:+1(415)651-8558)

**Biorbyt LLC**

68 TW Alexander Drive  
Research Triangle Park  
Durham  
NC 27713-2847  
United States

Email: [info@biorbyt.com](mailto:info@biorbyt.com), [support@biorbyt.com](mailto:support@biorbyt.com)

Phone: [+1 \(415\) 906-5211](tel:+1(415)906-5211) | Fax: [+1 \(415\) 651-8558](tel:+1(415)651-8558)