

Product Datasheet

COX4I1 Antibody (orb239876)

Catalog Number	orb239876
Category	Antibodies
Description	This COX4I1 Antibody is an unconjugated polyclonal product. It targets COX4I1 using a Recombinant Human Cytochrome c oxidase subunit 4 isoform 1, mitochondrial protein (23-169AA) as the immunogen. This antibody is suitable for ELISA, IHC, WB. Purification: >95%, Protein G purified.
Target	COX4I1
Clonality	Polyclonal
Species/Host	Rabbit
Isotype	IgG
Conjugation	Unconjugated
Reactivity	Human, Rat, Zebrafish
Form/Appearance	Liquid
Buffer/Preservatives	Preservative: 0.03% Proclin 300. Constituents: 50% Glycerol
Purification	>95%, Protein G purified
Immunogen	Recombinant Human Cytochrome c oxidase subunit 4 isoform 1, mitochondrial protein (23-169AA)
UniProt ID	P13073
Tested applications	ELISA, IHC, WB
Dilution range	WB:1:1000-5000, IHC-P:1:20-200

Biorbyt Ltd.

7 Signet Court, Swann Road
Cambridge
CB5 8LA
United Kingdom

Email: info@biorbyt.com, support@biorbyt.com
Phone: [+44 \(0\)1223 859353](tel:+44(0)1223859353) | Fax: [+1 \(415\) 651-8558](tel:+1(415)651-8558)

Biorbyt LLC

68 TW Alexander Drive
Research Triangle Park
Durham
NC 27713-2847
United States

Email: info@biorbyt.com, support@biorbyt.com
Phone: [+1 \(415\) 906-5211](tel:+1(415)906-5211) | Fax: [+1 \(415\) 651-8558](tel:+1(415)651-8558)

Storage

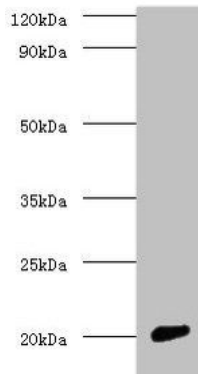
Maintain refrigerated at 2-8°C for up to 2 weeks. For long term storage store at -20°C in small aliquots to prevent freeze-thaw cycles.

Note

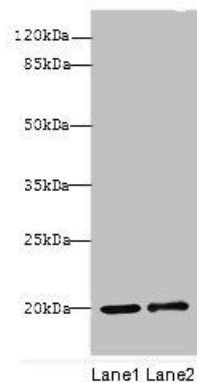
For research use only

Expiration Date

12 months from date of receipt.



Western blot analysis of rat brain tissue using Cytochrome C antibody



Western blot analysis of Rats muscle tissue using Cytochrome C antibody

Biorbyt Ltd.

7 Signet Court, Swann Road
Cambridge
CB5 8LA
United Kingdom

Email: info@biorbyt.com, support@biorbyt.com

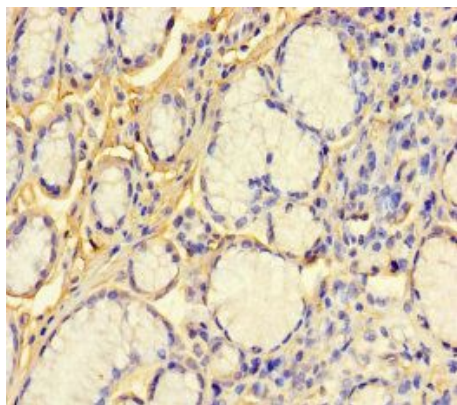
Phone: +44 (0)1223 859353 | Fax: +1 (415) 651-8558

Biorbyt LLC

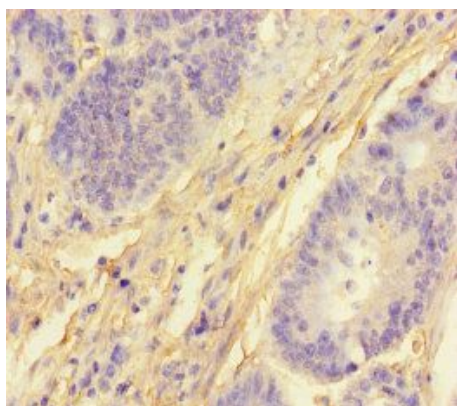
68 TW Alexander Drive
Research Triangle Park
Durham
NC 27713-2847
United States

Email: info@biorbyt.com, support@biorbyt.com

Phone: +1 (415) 906-5211 | Fax: +1 (415) 651-8558



Immunohistochemical staining of human gastric cancer using Cytochrome C antibody



Immunohistochemical staining of human colon cancer using Cytochrome C antibody

Biorbyt Ltd.

7 Signet Court, Swann Road
Cambridge
CB5 8LA
United Kingdom

Email: info@biorbyt.com, support@biorbyt.com

Phone: [+44 \(0\)1223 859353](tel:+44(0)1223859353) | Fax: [+1 \(415\) 651-8558](tel:+1(415)651-8558)

Biorbyt LLC

68 TW Alexander Drive
Research Triangle Park
Durham
NC 27713-2847
United States

Email: info@biorbyt.com, support@biorbyt.com

Phone: [+1 \(415\) 906-5211](tel:+1(415)906-5211) | Fax: [+1 \(415\) 651-8558](tel:+1(415)651-8558)