

Product Datasheet

CSTB Antibody (orb238775)

Catalog Number	orb238775
Category	Antibodies
Description	This CSTB Antibody is an unconjugated polyclonal product. It targets Exendin-4 using a Recombinant Human Cystatin-B protein (1-98AA) as the immunogen. This antibody is suitable for ELISA, IF, IHC, IP, WB. Purification: >95%, Protein G purified.
Target	CSTB
Clonality	Polyclonal
Species/Host	Rabbit
Isotype	IgG
Conjugation	Unconjugated
Reactivity	Human
Form/Appearance	Liquid
Buffer/Preservatives	Preservative: 0.03% Proclin 300. Constituents: 50% Glycerol
Purification	>95%, Protein G purified
Immunogen	Recombinant Human Cystatin-B protein (1-98AA)
UniProt ID	P04080
Tested applications	ELISA, IF, IHC, IP, WB
Dilution range	WB:1:1000-5000, IHC-P:1:20-200, IF:1:50-200, IP:1:200-2000

Biorbyt Ltd.

7 Signet Court, Swann Road
Cambridge
CB5 8LA
United Kingdom

Email: info@biorbyt.com, support@biorbyt.com

Phone: [+44 \(0\)1223 859353](tel:+44(0)1223859353) | Fax: [+1 \(415\) 651-8558](tel:+1(415)651-8558)

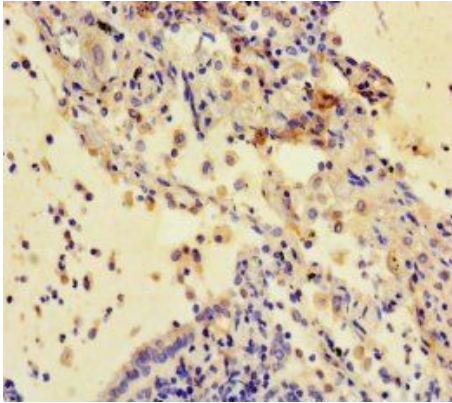
Biorbyt LLC

68 TW Alexander Drive
Research Triangle Park
Durham
NC 27713
United States

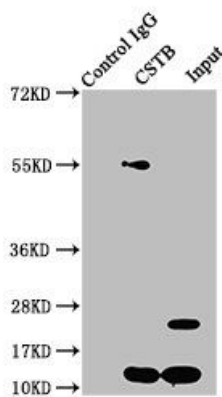
Email: info@biorbyt.com, support@biorbyt.com

Phone: [+1 \(415\) 906-5211](tel:+1(415)906-5211) | Fax: [+1 \(415\) 651-8558](tel:+1(415)651-8558)

Storage	Maintain refrigerated at 2-8°C for up to 2 weeks. For long term storage store at -20°C in small aliquots to prevent freeze-thaw cycles.
Note	For research use only
Expiration Date	12 months from date of receipt.



Immunohistochemical staining of human lung cancer using Cystatin-B antibody



Immunoprecipitation analysis of HepG2 whole cell lysate using Cystatin-B antibody

Biorbyt Ltd.

7 Signet Court, Swann Road
Cambridge
CB5 8LA
United Kingdom

Email: info@biorbyt.com, support@biorbyt.com

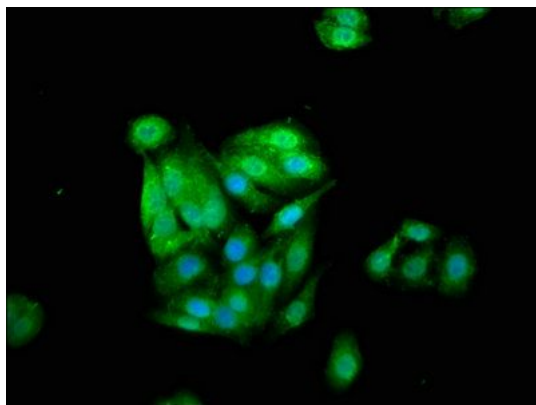
Phone: +44 (0)1223 859353 | Fax: +1 (415) 651-8558

Biorbyt LLC


68 TW Alexander Drive
Research Triangle Park
Durham
NC 27713
United States

Email: info@biorbyt.com, support@biorbyt.com

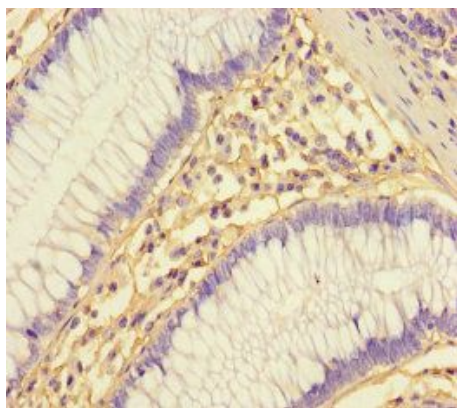
Phone: +1 (415) 906-5211 | Fax: +1 (415) 651-8558



Immunofluorescence analysis of HepG2 cells using Cystatin-B antibody



Western blot analysis of HepG2 whole cell lysate(lane 1), MCF-7 whole cell lysate(lane 2), A549 whole cell lysate(lane 3), U87 whole cell lysate(lane 4), 293T whole cell lysate(lane 5) using Cystatin-B antibody



Immunohistochemical staining of human colon cancer using Cystatin-B antibody

Biorbyt Ltd.

7 Signet Court, Swann Road
Cambridge
CB5 8LA
United Kingdom

Email: info@biorbyt.com, support@biorbyt.com


Phone: +44 (0)1223 859353 | Fax: +1 (415) 651-8558

Biorbyt LLC

68 TW Alexander Drive
Research Triangle Park
Durham
NC 27713
United States

Email: info@biorbyt.com, support@biorbyt.com

Phone: +1 (415) 906-5211 | Fax: +1 (415) 651-8558



Western blot analysis of EC109 whole cell lysate(lane 1), 293T whole cell lysate(lane 2) using Cystatin-B antibody

Biorbyt Ltd.

7 Signet Court, Swann Road
Cambridge
CB5 8LA
United Kingdom

Email: info@biorbyt.com, support@biorbyt.com

Phone: [+44 \(0\)1223 859353](tel:+44(0)1223859353) | Fax: [+1 \(415\) 651-8558](tel:+1(415)651-8558)

Biorbyt LLC

68 TW Alexander Drive
Research Triangle Park
Durham
NC 27713
United States

Email: info@biorbyt.com, support@biorbyt.com

Phone: [+1 \(415\) 906-5211](tel:+1(415)906-5211) | Fax: [+1 \(415\) 651-8558](tel:+1(415)651-8558)