

## Product Datasheet

### ANGPT2 Antibody (orb238509)

<b>Catalog Number</b>	orb238509
<b>Category</b>	Antibodies
<b>Description</b>	This ANGPT2 Antibody is an unconjugated polyclonal product. It targets ANGPT2 using a Recombinant Human Angiopoietin-2 protein (19-485AA) as the immunogen. This antibody is suitable for ELISA, IHC, WB. Purification: >95%, Protein G purified.
<b>Target</b>	ANGPT2
<b>Clonality</b>	Polyclonal
<b>Species/Host</b>	Rabbit
<b>Isotype</b>	IgG
<b>Conjugation</b>	Unconjugated
<b>Reactivity</b>	Human, Mouse, Rat
<b>Form/Appearance</b>	Liquid
<b>Buffer/Preservatives</b>	Preservative: 0.03% Proclin 300. Constituents: 50% Glycerol
<b>Purification</b>	>95%, Protein G purified
<b>Immunogen</b>	Recombinant Human Angiopoietin-2 protein (19-485AA)
<b>UniProt ID</b>	<b>O15123</b>
<b>Tested applications</b>	ELISA, IHC, WB
<b>Dilution range</b>	WB:1:500-1:5000, IHC-P:1:500-1:1000

**Biorbyt Ltd.**

7 Signet Court, Swann Road  
Cambridge  
CB5 8LA  
United Kingdom

Email: [info@biorbyt.com](mailto:info@biorbyt.com), [support@biorbyt.com](mailto:support@biorbyt.com)

Phone: [+44 \(0\)1223 859353](tel:+44(0)1223859353) | Fax: [+1 \(415\) 651-8558](tel:+1(415)651-8558)

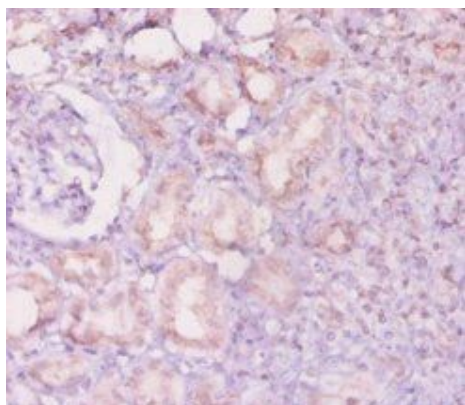
**Biorbyt LLC**

68 TW Alexander Drive  
Research Triangle Park  
Durham  
NC 27713  
United States

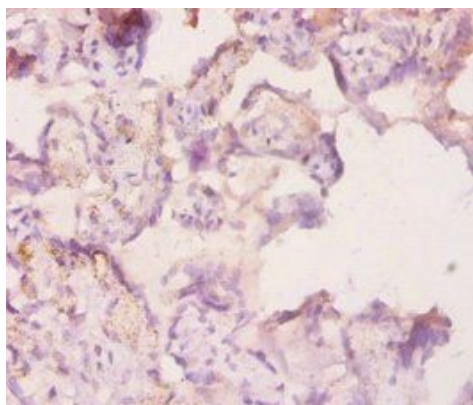
Email: [info@biorbyt.com](mailto:info@biorbyt.com), [support@biorbyt.com](mailto:support@biorbyt.com)

Phone: [+1 \(415\) 906-5211](tel:+1(415)906-5211) | Fax: [+1 \(415\) 651-8558](tel:+1(415)651-8558)

<b>Storage</b>	Maintain refrigerated at 2-8°C for up to 2 weeks. For long term storage store at -20°C in small aliquots to prevent freeze-thaw cycles.
<b>Note</b>	For research use only
<b>Expiration Date</b>	12 months from date of receipt.



Immunohistochemical staining of human kidney using Angiopoietin-2 antibody



Immunohistochemical staining of human placenta using Angiopoietin-2 antibody

**Biorbyt Ltd.**

7 Signet Court, Swann Road  
Cambridge  
CB5 8LA  
United Kingdom

Email: [info@biorbyt.com](mailto:info@biorbyt.com), [support@biorbyt.com](mailto:support@biorbyt.com)

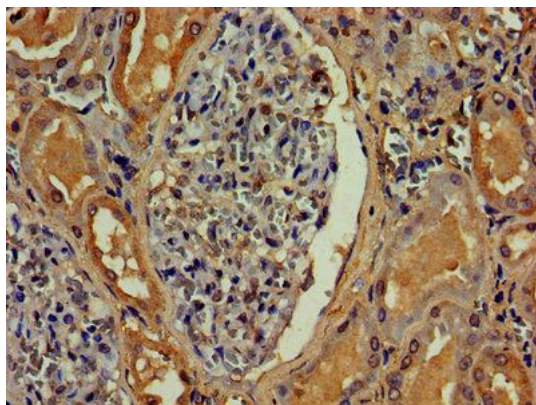
Phone: [+44 \(0\)1223 859353](tel:+44(0)1223859353) | Fax: [+1 \(415\) 651-8558](tel:+1(415)651-8558)

**Biorbyt LLC**

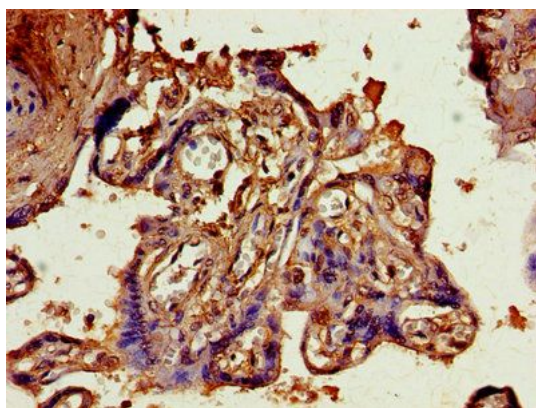
68 TW Alexander Drive  
Research Triangle Park  
Durham  
NC 27713  
United States

Email: [info@biorbyt.com](mailto:info@biorbyt.com), [support@biorbyt.com](mailto:support@biorbyt.com)

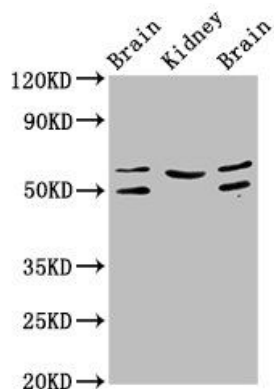
Phone: [+1 \(415\) 906-5211](tel:+1(415)906-5211) | Fax: [+1 \(415\) 651-8558](tel:+1(415)651-8558)



Immunohistochemical staining of human kidney tissue using Angiotensin 2 antibody



Immunohistochemical staining of human placenta tissue using Angiotensin 2 antibody



Western blot analysis of Rat brain tissue(lane 1), Rat kidney tissue(lane 2), Mouse brain tissue(lane 3) using Angiotensin 2 antibody

**Biorbyt Ltd.**

7 Signet Court, Swann Road  
Cambridge  
CB5 8LA  
United Kingdom

Email: [info@biorbyt.com](mailto:info@biorbyt.com), [support@biorbyt.com](mailto:support@biorbyt.com)

Phone: +44 (0)1223 859353 | Fax: +1 (415) 651-8558

**Biorbyt LLC**

68 TW Alexander Drive  
Research Triangle Park  
Durham  
NC 27713  
United States

Email: [info@biorbyt.com](mailto:info@biorbyt.com), [support@biorbyt.com](mailto:support@biorbyt.com)

Phone: +1 (415) 906-5211 | Fax: +1 (415) 651-8558