

Product Datasheet

CD7 Antibody (orb2310183)

Catalog Number	orb2310183
Category	Antibodies
Description	CD7 Antibody
Target	CD7
Clonality	Monoclonal
Species/Host	Rabbit
Isotype	IgG
Conjugation	Unconjugated
Reactivity	Human
Form/Appearance	200ug/ml of Ab purified from Bioreactor Concentrate by Protein A/G. Prepared in 10mM PBS with 0.05% rAlbumin & 0.05% azide. Also available WITHOUT rAlbumin & azide at 1.0mg/ml.
Immunogen	Recombinant full-length human CD7 protein
UniProt ID	P09564
MW	40kDa
Tested applications	IHC, WB
Antibody Type	Recombinant Antibody
Clone Number	CD7/3868R
Expression System	HEK293 cells

Biorbyt Ltd.

7 Signet Court, Swann Road
Cambridge
CB5 8LA
United Kingdom

Email: info@biorbyt.com, support@biorbyt.com

Phone: [+44 \(0\)1223 859353](tel:+44(0)1223859353) | Fax: [+1 \(415\) 651-8558](tel:+1(415)651-8558)

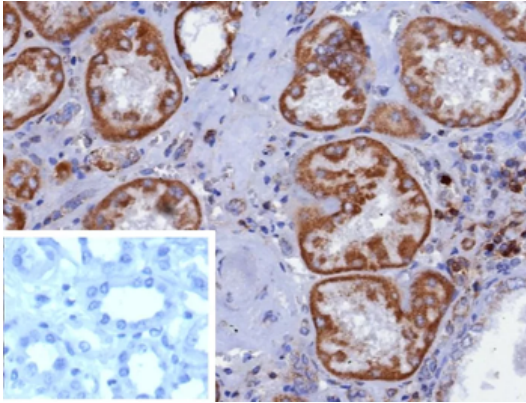
Biorbyt LLC

68 TW Alexander Drive
Research Triangle Park
Durham
NC 27713
United States

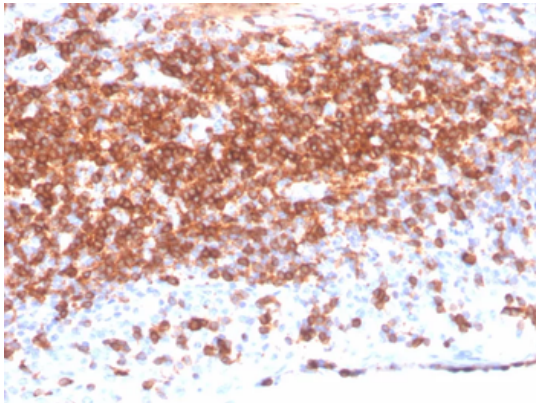
Email: info@biorbyt.com, support@biorbyt.com

Phone: [+1 \(415\) 906-5211](tel:+1(415)906-5211) | Fax: [+1 \(415\) 651-8558](tel:+1(415)651-8558)

Storage	Maintain refrigerated at 2-8°C for up to 2 weeks. For long term storage store at -20°C in small aliquots to prevent freeze-thaw cycles.
Note	For research use only
Expiration Date	12 months from date of receipt.



Formalin-fixed, paraffin-embedded human kidney stained with CD7 Recombinant Rabbit Monoclonal Antibody (CD7/3868R). Inset: PBS instead of primary antibody; secondary only negative control.



Formalin-fixed, paraffin-embedded human lymph node stained with CD7 Recombinant Rabbit Monoclonal Antibody (CD7/3868R).

Biorbyt Ltd.

7 Signet Court, Swann Road
Cambridge
CB5 8LA
United Kingdom

Email: info@biorbyt.com, support@biorbyt.com

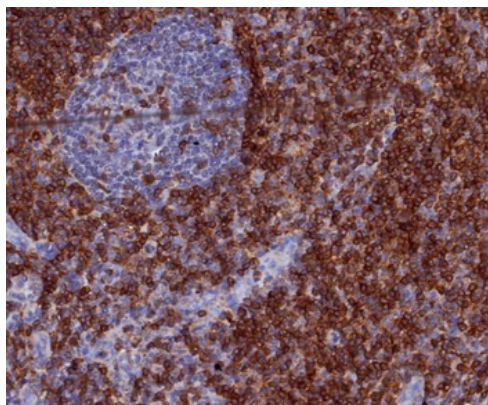
Phone: +44 (0)1223 859353 | Fax: +1 (415) 651-8558

Biorbyt LLC


68 TW Alexander Drive
Research Triangle Park
Durham
NC 27713
United States

Email: info@biorbyt.com, support@biorbyt.com

Phone: +1 (415) 906-5211 | Fax: +1 (415) 651-8558



Formalin-fixed, paraffin-embedded human tonsil stained with CD7 Recombinant Rabbit Monoclonal Antibody (CD7/3868R).
HIER: Tris/EDTA, pH9.0, 45 min. 2°C: HRP-polymer, 30 min.
DAB, 5 min.



Western blot analysis of Jurkat cell lysate using CD7 Recombinant Rabbit Monoclonal Antibody (CD7/3868R).

Biorbyt Ltd.

7 Signet Court, Swann Road
Cambridge
CB5 8LA
United Kingdom

Email: info@biorbyt.com, support@biorbyt.com

Phone: [+44 \(0\)1223 859353](tel:+44(0)1223859353) | Fax: [+1 \(415\) 651-8558](tel:+1(415)651-8558)

Biorbyt LLC

68 TW Alexander Drive
Research Triangle Park
Durham
NC 27713
United States

Email: info@biorbyt.com, support@biorbyt.com

Phone: [+1 \(415\) 906-5211](tel:+1(415)906-5211) | Fax: [+1 \(415\) 651-8558](tel:+1(415)651-8558)