

Product Datasheet

CKB Antibody (orb2310034)

Catalog Number	orb2310034
Category	Antibodies
Description	CKB Antibody
Target	CKB
Clonality	Monoclonal
Species/Host	Mouse
Isotype	IgG1
Conjugation	Unconjugated
Reactivity	Guinea pig, Hamster, Human, Mouse, Rat
Form/Appearance	200ug/ml of Ab purified from Bioreactor Concentrate by Protein A/G. Prepared in 10mM PBS with 0.05% rAlbumin & 0.05% azide. Also available WITHOUT rAlbumin & azide at 1.0mg/ml.
Purification	Protein G
Immunogen	Recombinant human full-length CKB protein
UniProt ID	P12277
MW	42kDa
Tested applications	ELISA, IHC, WB
Clone Number	CKBB/6567
Expression System	Bioreactor

Biorbyt Ltd.

7 Signet Court, Swann Road
Cambridge
CB5 8LA
United Kingdom

Email: info@biorbyt.com, support@biorbyt.com

Phone: [+44 \(0\)1223 859353](tel:+44(0)1223859353) | Fax: [+1 \(415\) 651-8558](tel:+1(415)651-8558)

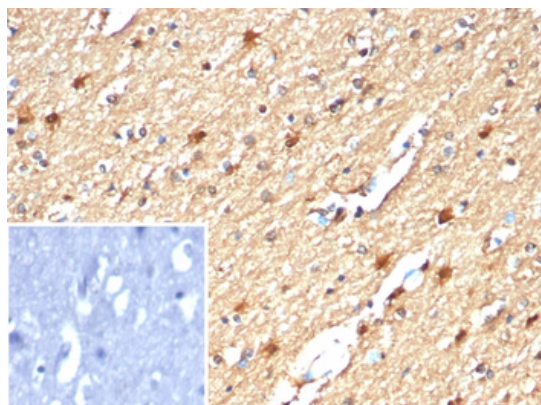
Biorbyt LLC

68 TW Alexander Drive
Research Triangle Park
Durham
NC 27713
United States

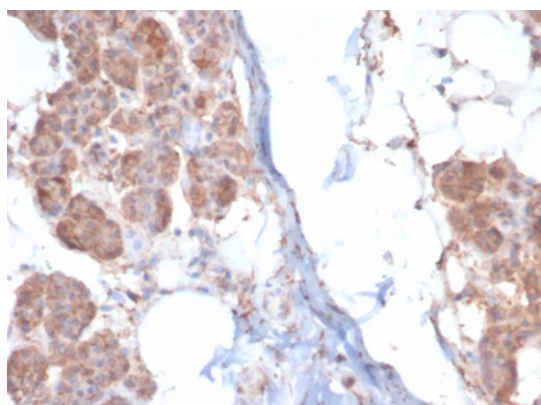
Email: info@biorbyt.com, support@biorbyt.com

Phone: [+1 \(415\) 906-5211](tel:+1(415)906-5211) | Fax: [+1 \(415\) 651-8558](tel:+1(415)651-8558)

Storage	Maintain refrigerated at 2-8°C for up to 2 weeks. For long term storage store at -20°C in small aliquots to prevent freeze-thaw cycles.
Note	For research use only
Expiration Date	12 months from date of receipt.



Formalin-fixed, paraffin-embedded human brain stained with CKBB Mouse Monoclonal Antibody (CKBB/6567). Inset: PBS instead of primary antibody; secondary only negative control.



Formalin-fixed, paraffin-embedded human salivary gland stained with CKBB Mouse Monoclonal Antibody (CKBB/6567).
HIER: Tris/EDTA, pH9.0, 45 min. 2°C: HRP-polymer, 30 min.
DAB, 5 min.

Biorbyt Ltd.

7 Signet Court, Swann Road
Cambridge
CB5 8LA
United Kingdom

Email: info@biorbyt.com, support@biorbyt.com

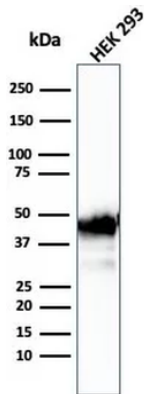
Phone: +44 (0)1223 859353 | Fax: +1 (415) 651-8558

Biorbyt LLC


68 TW Alexander Drive
Research Triangle Park
Durham
NC 27713
United States

Email: info@biorbyt.com, support@biorbyt.com

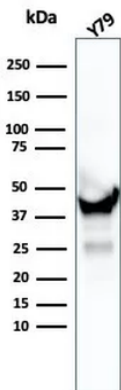
Phone: +1 (415) 906-5211 | Fax: +1 (415) 651-8558



Western blot analysis of HEK-293 cell lysate using CKBB Mouse Monoclonal Antibody (CKBB/6567).



Western blot analysis of Y79 cell lysate using CKBB Mouse Monoclonal Antibody (CKBB/6567).



Western blot analysis of Y79 cell lysate using CKBB Mouse Monoclonal Antibody (CKBB/6567).

Biorbyt Ltd.

7 Signet Court, Swann Road
Cambridge
CB5 8LA
United Kingdom

Email: info@biorbyt.com, support@biorbyt.com

Phone: +44 (0)1223 859353 | Fax: +1 (415) 651-8558

Biorbyt LLC

68 TW Alexander Drive
Research Triangle Park
Durham
NC 27713
United States

Email: info@biorbyt.com, support@biorbyt.com

Phone: +1 (415) 906-5211 | Fax: +1 (415) 651-8558