

Product Datasheet

CDK2 Antibody (orb23096)

Catalog Number	orb23096
Category	Antibodies
Description	This CDK2 Antibody is an unconjugated polyclonal product. It targets CDK2 using a Recombinant Human Cyclin-dependent kinase 2 protein (1-298AA) as the immunogen. This antibody is suitable for ELISA, IF, IHC, IP, WB. Purification: >95%, Protein G purified.
Target	CDK2
Clonality	Polyclonal
Species/Host	Rabbit
Isotype	IgG
Conjugation	Unconjugated
Reactivity	Human
Form/Appearance	Liquid
Buffer/Preservatives	Preservative: 0.03% Proclin 300. Constituents: 50% Glycerol
Purification	>95%, Protein G purified
Immunogen	Recombinant Human Cyclin-dependent kinase 2 protein (1-298AA)
UniProt ID	P24941
RRID	AB_10928156
Tested applications	ELISA, IF, IHC, IP, WB

Biorbyt Ltd.

7 Signet Court, Swann Road
Cambridge
CB5 8LA
United Kingdom

Email: info@biorbyt.com, support@biorbyt.com

Phone: [+44 \(0\)1223 859353](tel:+44(0)1223859353) | Fax: [+1 \(415\) 651-8558](tel:+1(415)651-8558)


Biorbyt LLC

68 TW Alexander Drive
Research Triangle Park
Durham
NC 27713-2847
United States

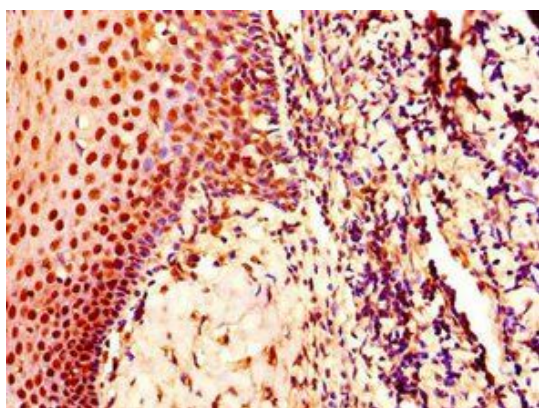
Email: info@biorbyt.com, support@biorbyt.com

Phone: [+1 \(415\) 906-5211](tel:+1(415)906-5211) | Fax: [+1 \(415\) 651-8558](tel:+1(415)651-8558)

Dilution range	WB:1:1000-5000, IHC-P:1:500-1000, IF:1:50-500, IP:1:200-2000
Storage	Maintain refrigerated at 2-8°C for up to 2 weeks. For long term storage store at -20°C in small aliquots to prevent freeze-thaw cycles.
Note	For research use only
Expiration Date	12 months from date of receipt.



Western blot analysis of K562(lane 1), HEK293(lane 2), HeLa(lane 3), Jurkat(lane 4), HepG2(lane 5) whole cell lysate using CDK2 antibody



Immunohistochemical staining of human tonsil tissue using CDK2 antibody

Biorbyt Ltd.

7 Signet Court, Swann Road
Cambridge
CB5 8LA
United Kingdom

Email: info@biorbyt.com, support@biorbyt.com

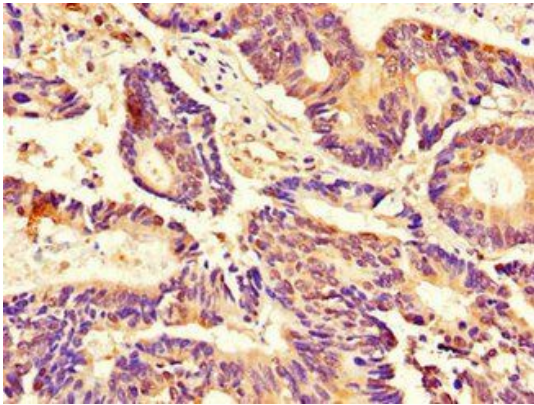
Phone: [+44 \(0\)1223 859353](tel:+44(0)1223859353) | Fax: [+1 \(415\) 651-8558](tel:+1(415)651-8558)

Biorbyt LLC

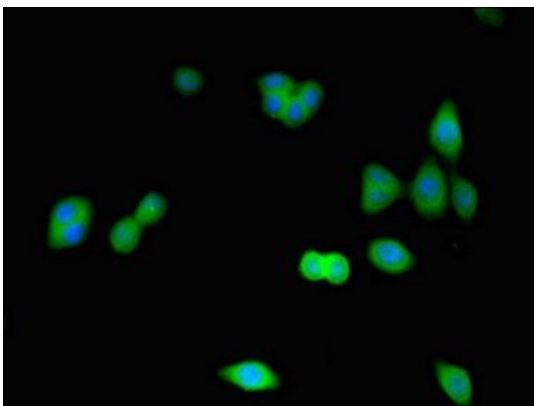
68 TW Alexander Drive
Research Triangle Park
Durham
NC 27713-2847
United States

Email: info@biorbyt.com, support@biorbyt.com

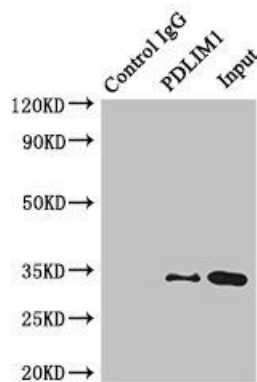
Phone: [+1 \(415\) 906-5211](tel:+1(415)906-5211) | Fax: [+1 \(415\) 651-8558](tel:+1(415)651-8558)



Immunohistochemical staining of human colon cancer using CDK2 antibody



Immunofluorescence analysis of HepG2 cells using CDK2 antibody



Immunoprecipitation analysis of HeLa whole cell lysate using CDK2 antibody

Biorbyt Ltd.

7 Signet Court, Swann Road
Cambridge
CB5 8LA
United Kingdom

Email: info@biorbyt.com, support@biorbyt.com

Phone: +44 (0)1223 859353 | Fax: +1 (415) 651-8558

Biorbyt LLC

68 TW Alexander Drive
Research Triangle Park
Durham
NC 27713-2847
United States

Email: info@biorbyt.com, support@biorbyt.com

Phone: +1 (415) 906-5211 | Fax: +1 (415) 651-8558