

Product Datasheet

CNN1 Antibody (orb229802)

Catalog Number	orb229802
Category	Antibodies
Description	Mouse monoclonal antibody to CNN1
Target	CNN1
Clonality	Monoclonal
Species/Host	Mouse
Isotype	Mouse IgG1
Conjugation	Unconjugated
Reactivity	Human
Concentration	Approximately 1mg/ml (varies from batch to batch). Please inquire for precise concentration.
Buffer/Preservatives	Purified antibody in PBS with 0.05% sodium azide.
Immunogen	Purified recombinant fragment of human CNN1 (AA: 16-165) expressed in E. Coli.
UniProt ID	P51911
MW	33.2kDa
Tested applications	IHC
Dilution range	WB: 1/500 - 1/2000; IHC: 1/100 - 1/500; ELISA: 1/10000
Antibody Type	Primary Antibody

Biorbyt Ltd.

7 Signet Court, Swann Road
Cambridge
CB5 8LA
United Kingdom

Email: info@biorbyt.com, support@biorbyt.com

Phone: [+44 \(0\)1223 859353](tel:+44(0)1223859353) | Fax: [+1 \(415\) 651-8558](tel:+1(415)651-8558)

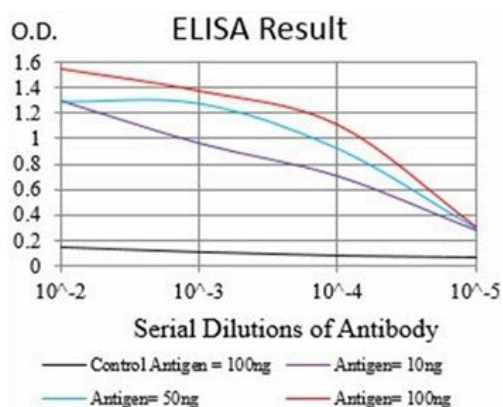
Biorbyt LLC

68 TW Alexander Drive
Research Triangle Park
Durham
NC 27713-2847
United States

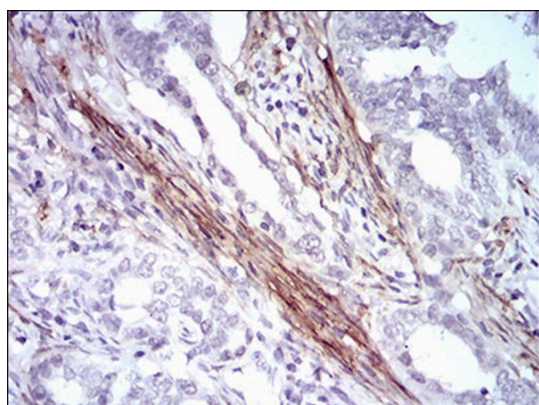
Email: info@biorbyt.com, support@biorbyt.com

Phone: [+1 \(415\) 906-5211](tel:+1(415)906-5211) | Fax: [+1 \(415\) 651-8558](tel:+1(415)651-8558)

Clone Number	B3J7D7
Storage	Maintain refrigerated at 2-8°C for up to 2 weeks. For long term storage store at -20°C in small aliquots to prevent freeze-thaw cycles.
Note	For research use only
Entrez	1264
Expiration Date	12 months from date of receipt.



ELISA Black line: Control Antigen (100 ng); Purple line: Antigen(10ng); Blue line: Antigen (50 ng); Red line: Antigen (100 ng)



Immunohistochemical analysis of formalin-fixed and paraffin-embedded cervical cancer tissues using CNN1 antibody

Biorbyt Ltd.

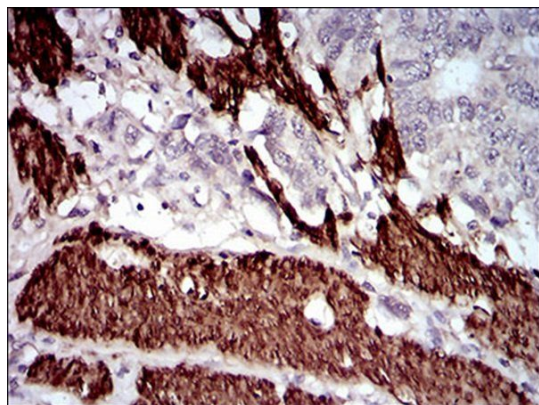
7 Signet Court, Swann Road
Cambridge
CB5 8LA
United Kingdom

Email: info@biorbyt.com, support@biorbyt.com
Phone: +44 (0)1223 859353 | Fax: +1 (415) 651-8558


Biorbyt LLC

68 TW Alexander Drive
Research Triangle Park
Durham
NC 27713-2847
United States

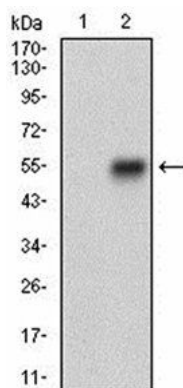
Email: info@biorbyt.com, support@biorbyt.com
Phone: +1 (415) 906-5211 | Fax: +1 (415) 651-8558



Immunohistochemical analysis of formalin-fixed and paraffin-embedded esophageal cancer tissues using CNN1 antibody



Western blot analysis of human recombinant protein using CNN1 antibody



Western blot analysis of HEK293 using CNN1 antibody

Biorbyt Ltd.

7 Signet Court, Swann Road
Cambridge
CB5 8LA
United Kingdom

Email: info@biorbyt.com, support@biorbyt.com

Phone: +44 (0)1223 859353 | Fax: +1 (415) 651-8558

Biorbyt LLC

68 TW Alexander Drive
Research Triangle Park
Durham
NC 27713-2847
United States

Email: info@biorbyt.com, support@biorbyt.com

Phone: +1 (415) 906-5211 | Fax: +1 (415) 651-8558