

Product Datasheet

LHCGR Antibody (orb229781)

Catalog Number	orb229781
Category	Antibodies
Description	Mouse monoclonal antibody to LHCGR
Target	Disease
Clonality	Monoclonal
Species/Host	Mouse
Isotype	Mouse IgG1
Conjugation	Unconjugated
Reactivity	Human
Concentration	Approximately 1mg/ml (varies from batch to batch). Please inquire for precise concentration.
Buffer/Preservatives	Purified antibody in PBS with 0.05% sodium azide
Immunogen	LHR-29 from ATCC
UniProt ID	P22888
MW	78.6kDa
Tested applications	FC, ICC, WB
Dilution range	WB: 1/500 - 1/2000; IF/ICC: 1/200 - 1/1000; FCM: 1/200 - 1/400; ELISA: 1/10000
Antibody Type	Primary Antibody

Biorbyt Ltd.

7 Signet Court, Swann Road
Cambridge
CB5 8LA
United Kingdom

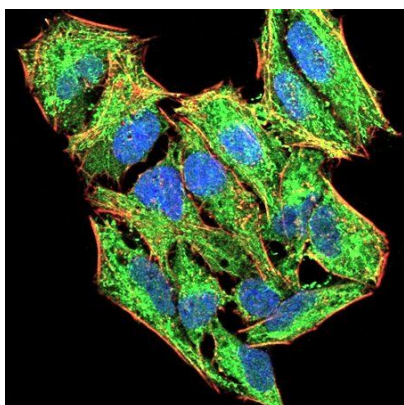
Email: info@biorbyt.com, support@biorbyt.com
Phone: [+44 \(0\)1223 859353](tel:+44(0)1223859353) | Fax: [+1 \(415\) 651-8558](tel:+1(415)651-8558)

Biorbyt LLC

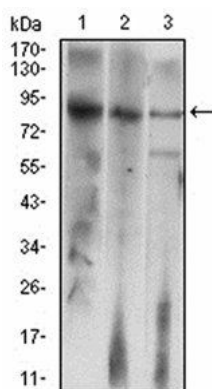
68 TW Alexander Drive
Research Triangle Park
Durham
NC 27713
United States

Email: info@biorbyt.com, support@biorbyt.com
Phone: [+1 \(415\) 906-5211](tel:+1(415)906-5211) | Fax: [+1 \(415\) 651-8558](tel:+1(415)651-8558)

Clone Number	8G9A2
Storage	Maintain refrigerated at 2-8°C for up to 2 weeks. For long term storage store at -20°C in small aliquots to prevent freeze-thaw cycles.
Note	For research use only
Entrez	3973
Expiration Date	12 months from date of receipt.



Immunofluorescence analysis of HeLa cells using LHCGR antibody



Western blot analysis of HepG2 (Lane1), Jurkat (Lane2), and SMMC-7721 (Lane3) cell lysate using LHCGR antibody

Biorbyt Ltd.

7 Signet Court, Swann Road
Cambridge
CB5 8LA
United Kingdom

Email: info@biorbyt.com, support@biorbyt.com

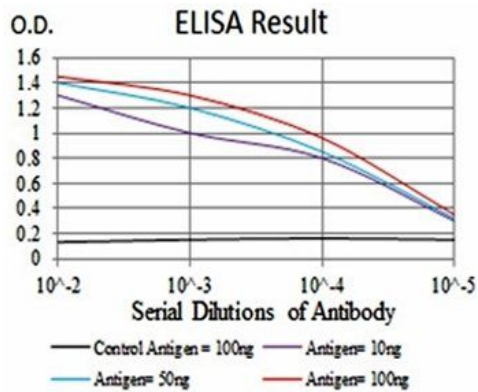
Phone: +44 (0)1223 859353 | Fax: +1 (415) 651-8558

Biorbyt LLC

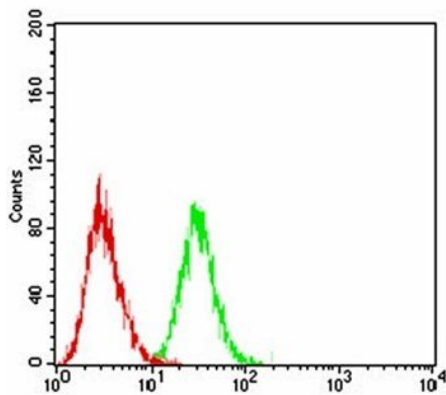
68 TW Alexander Drive
Research Triangle Park
Durham
NC 27713
United States

Email: info@biorbyt.com, support@biorbyt.com

Phone: +1 (415) 906-5211 | Fax: +1 (415) 651-8558



ELISA Black line: Control Antigen (100 ng); Purple line: Antigen(10ng); Blue line: Antigen (50 ng); Red line: Antigen (100 ng)



Flow cytometric analysis of Jurkat cells using LHCGR antibody

Biorbyt Ltd.

7 Signet Court, Swann Road
Cambridge
CB5 8LA
United Kingdom

Email: info@biorbyt.com, support@biorbyt.com

Phone: +44 (0)1223 859353 | Fax: +1 (415) 651-8558

Biorbyt LLC

68 TW Alexander Drive
Research Triangle Park
Durham
NC 27713
United States

Email: info@biorbyt.com, support@biorbyt.com

Phone: +1 (415) 906-5211 | Fax: +1 (415) 651-8558