

Product Datasheet

COX17 Antibody (orb223261)

Catalog Number	orb223261
Category	Antibodies
Description	COX17 Antibody is an unconjugated polyclonal antibody. It is suitable for use in IHC, WB. It exhibits reactivity with Human, Mouse, Rat.
Clonality	Polyclonal
Species/Host	Rabbit
Conjugation	Unconjugated
Reactivity	Human, Mouse, Rat
Concentration	1mg/ml
Immunogen	N-terminal
UniProt ID	Q14061
Tested applications	IHC, WB
Dilution range	WB: 1:500-1:3000, IHC-P: 1:50-1:100, ELISA: 1:5000
Storage	Maintain refrigerated at 2-8°C for up to 2 weeks. For long term storage store at -20°C in small aliquots to prevent freeze-thaw cycles.
Note	For research use only
Expiration Date	12 months from date of receipt.

Biorbyt Ltd.

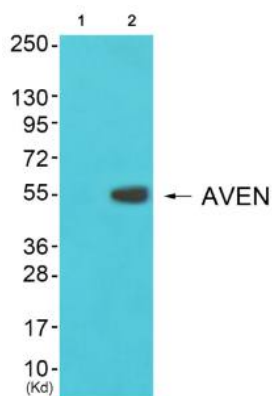
7 Signet Court, Swann Road
Cambridge
CB5 8LA
United Kingdom

Email: info@biorbyt.com, support@biorbyt.com
Phone: [+44 \(0\)1223 859353](tel:+44(0)1223859353) | Fax: [+1 \(415\) 651-8558](tel:+1(415)651-8558)

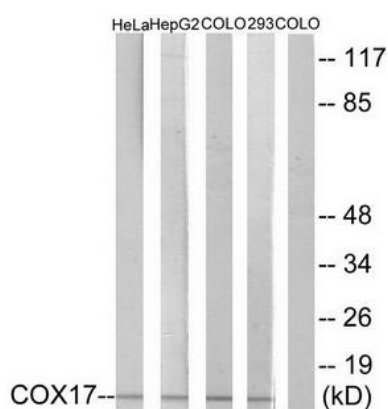
Biorbyt LLC

68 TW Alexander Drive
Research Triangle Park
Durham
NC 27713
United States

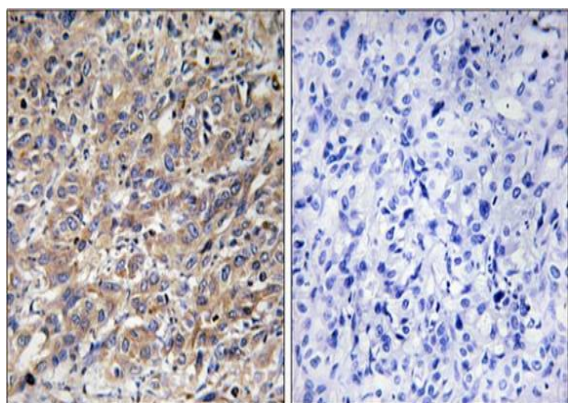
Email: info@biorbyt.com, support@biorbyt.com
Phone: [+1 \(415\) 906-5211](tel:+1(415)906-5211) | Fax: [+1 \(415\) 651-8558](tel:+1(415)651-8558)



Western blot analysis of 3T3 cells (Lane 2) using COX17 Antibody



Western blot analysis of HeLa cells HepG2 cells COLO cells and 293 cells using COX17 antibody.



Immunohistochemistry analysis of human liver carcinoma tissue using COX17 antibody.

Biorbyt Ltd.

7 Signet Court, Swann Road
Cambridge
CB5 8LA
United Kingdom

Email: info@biorbyt.com, support@biorbyt.com

Phone: +44 (0)1223 859353 | Fax: +1 (415) 651-8558

Biorbyt LLC

68 TW Alexander Drive
Research Triangle Park
Durham
NC 27713
United States

Email: info@biorbyt.com, support@biorbyt.com

Phone: +1 (415) 906-5211 | Fax: +1 (415) 651-8558