

Product Datasheet

IL10 Rabbit Polyclonal Antibody (orb221323)

| | |
|----------------------------|--|
| Catalog Number | orb221323 |
| Category | Antibodies |
| Description | This rabbit polyclonal antibody is tested for IHC-P application. Its immunogen is a KLH conjugated synthetic peptide derived from human IL10. Supplied in 10 mM PBS, 0.02% sodium azide. |
| Target | IL10 |
| Clonality | Polyclonal |
| Species/Host | Rabbit |
| Isotype | IgG |
| Conjugation | Unconjugated |
| Reactivity | Human, Mouse, Porcine, Rat |
| Form/Appearance | 10 mM PBS, 0.02% sodium azide |
| Concentration | - 100 µg (in 200 µl): 0.5 mg/ml- 200 µg (in 400 µl): 0.5 mg/ml |
| Purity | Polyclonal antibodies are purified by peptide affinity chromatography |
| Immunogen | KLH conjugated synthetic peptide derived from human IL10. Please contact us for the exact immunogen sequence. The peptide is available as orb374839. |
| UniProt ID | P22301, P29456, P18893 |
| MW | 18 kDa |
| Tested applications | IHC-P |

Biorbyt Ltd.

7 Signet Court, Swann Road
Cambridge
CB5 8LA
United Kingdom

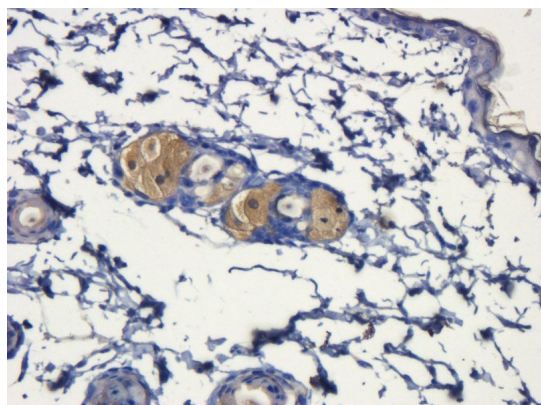
Email: info@biorbyt.com, support@biorbyt.com
Phone: [+44 \(0\)1223 859353](tel:+44(0)1223859353) | Fax: [+1 \(415\) 651-8558](tel:+1(415)651-8558)

Biorbyt LLC

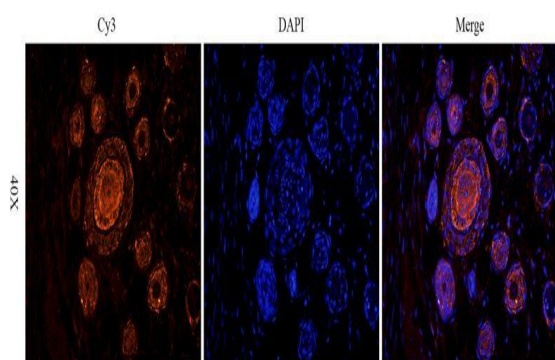
68 TW Alexander Drive
Research Triangle Park
Durham
NC 27713
United States

Email: info@biorbyt.com, support@biorbyt.com
Phone: [+1 \(415\) 906-5211](tel:+1(415)906-5211) | Fax: [+1 \(415\) 651-8558](tel:+1(415)651-8558)

| | |
|------------------------|---|
| Dilution range | WB: 2 µg/ml, IHC-P: 1:100, IF/ICC: 1:100 |
| Storage | Maintain refrigerated at 2-8°C for up to 2 weeks. For long term storage store at -20°C in small aliquots to prevent freeze-thaw cycles. |
| Note | For research use only |
| Entrez | 3586 |
| NCBI | 21, 000563, 11, 000572 |
| Expiration Date | 12 months from date of receipt. |



Immunohistochemical staining of mouse skin tissue using IL10 antibody (dilution of primary antibody - 1:100)



Immunofluorescence image of mouse skin tissue using IL10 antibody (dilution at 1:100)

Biorbyt Ltd.

7 Signet Court, Swann Road
Cambridge
CB5 8LA
United Kingdom

Email: info@biorbyt.com, support@biorbyt.com

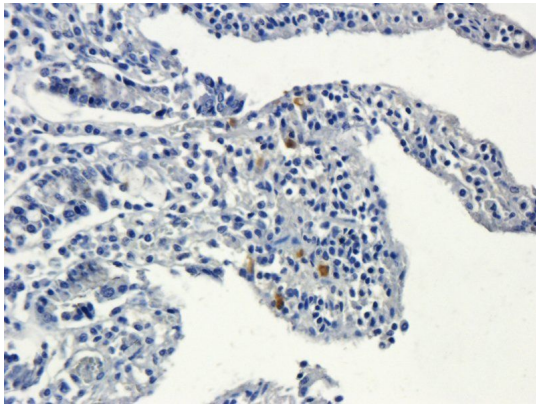
Phone: [+44 \(0\)1223 859353](tel:+44(0)1223859353) | Fax: [+1 \(415\) 651-8558](tel:+1(415)651-8558)

Biorbyt LLC

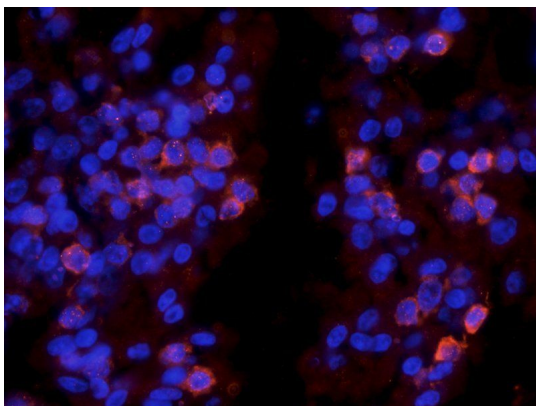
68 TW Alexander Drive
Research Triangle Park
Durham
NC 27713
United States

Email: info@biorbyt.com, support@biorbyt.com

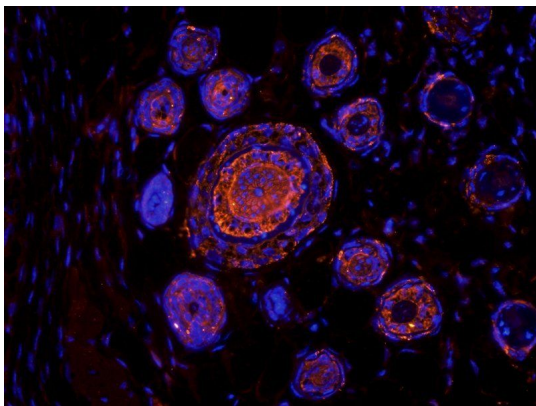
Phone: [+1 \(415\) 906-5211](tel:+1(415)906-5211) | Fax: [+1 \(415\) 651-8558](tel:+1(415)651-8558)



Immunohistochemical staining of paraffin embedded pig small intestine tissue using IL10 antibody (primary antibody at 1:100)



IF analysis of pig small intestine tissue using anti-IL10 (dilution of primary antibody at 1:100)



Immunofluorescence analysis of mouse skin tissue using anti-IL10 (dilution of primary antibody - 1:100)

Biorbyt Ltd.

7 Signet Court, Swann Road
Cambridge
CB5 8LA
United Kingdom

Email: info@biorbyt.com, support@biorbyt.com

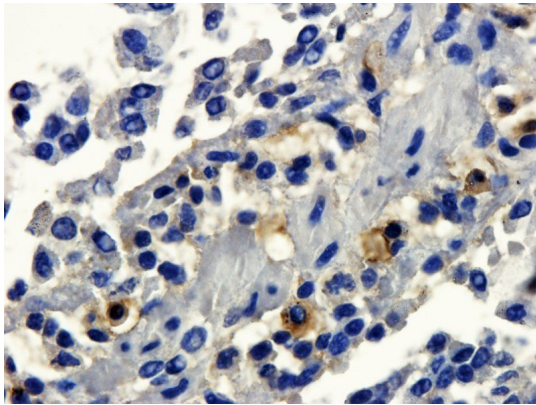
Phone: [+44 \(0\)1223 859353](tel:+44(0)1223859353) | Fax: [+1 \(415\) 651-8558](tel:+1(415)651-8558)

Biorbyt LLC

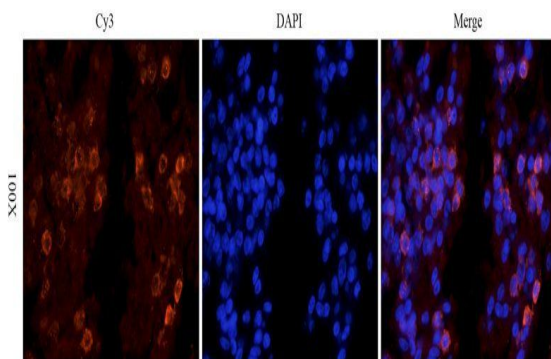
68 TW Alexander Drive
Research Triangle Park
Durham
NC 27713
United States

Email: info@biorbyt.com, support@biorbyt.com

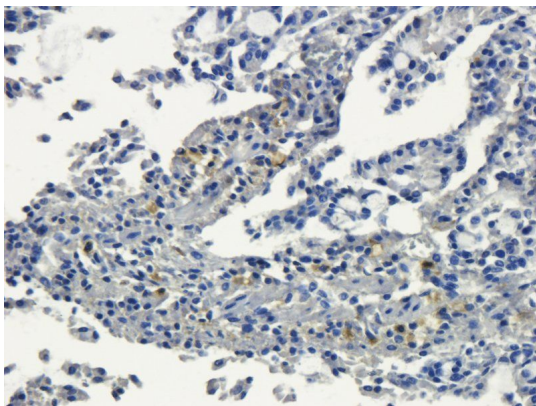
Phone: [+1 \(415\) 906-5211](tel:+1(415)906-5211) | Fax: [+1 \(415\) 651-8558](tel:+1(415)651-8558)



IHC-P staining of pig small intestine tissue using anti-IL10 (dilution at 1:100)



IF image of pig small intestine tissue using anti-IL10 (primary antibody at 1:100)



Immunohistochemical staining of pig small intestine tissue using anti-IL10 (dilution of primary antibody - 1:100)

Biorbyt Ltd.

7 Signet Court, Swann Road
Cambridge
CB5 8LA
United Kingdom

Email: info@biorbyt.com, support@biorbyt.com

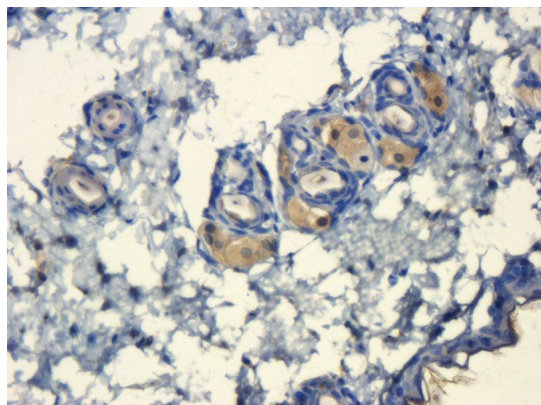
Phone: [+44 \(0\)1223 859353](tel:+44(0)1223859353) | Fax: [+1 \(415\) 651-8558](tel:+1(415)651-8558)

Biorbyt LLC

68 TW Alexander Drive
Research Triangle Park
Durham
NC 27713
United States

Email: info@biorbyt.com, support@biorbyt.com

Phone: [+1 \(415\) 906-5211](tel:+1(415)906-5211) | Fax: [+1 \(415\) 651-8558](tel:+1(415)651-8558)



Immunohistochemical staining of mouse skin tissue using IL10 antibody (dilution of primary antibody - 1:100)

Biorbyt Ltd.

7 Signet Court, Swann Road
Cambridge
CB5 8LA
United Kingdom

Email: info@biorbyt.com, support@biorbyt.com

Phone: [+44 \(0\)1223 859353](tel:+44(0)1223859353) | Fax: [+1 \(415\) 651-8558](tel:+1(415)651-8558)

Biorbyt LLC

68 TW Alexander Drive
Research Triangle Park
Durham
NC 27713
United States

Email: info@biorbyt.com, support@biorbyt.com

Phone: [+1 \(415\) 906-5211](tel:+1(415)906-5211) | Fax: [+1 \(415\) 651-8558](tel:+1(415)651-8558)