

Product Datasheet

Histone H3 (Acetyl-K9) Rabbit Polyclonal Antibody (orb214780)

Catalog Number	orb214780
Category	Antibodies
Description	The Histone H3 (Acetyl-K9) Antibody is suitable for IF, IHC, WB. It is a Polyclonal, Unconjugated antibody which raised against KLH-conjugated synthetic acetylated peptide corresponding to residues surrounding K9 of human Histone H3 protein. The exact sequence is proprietary. Purification: The antibody was purified by immunogen affinity chromatography.
Target	HIST1H3A; HIST1H3B; HIST1H3C; HIST1H3D; HIST1H3E; HIST1H3F; HIST1H3G; HIST1H3H; HIST1H3I; HIST1H3J; HIST2H3A; HIST2H3C; HIST2H3D; H3F3A; H3F3B
Clonality	Polyclonal
Species/Host	Rabbit
Conjugation	Unconjugated
Reactivity	Bovine, Gallus, Human, Mouse, Porcine, Rabbit, Rat, Zebrafish
Form/Appearance	Liquid
Buffer/Preservatives	0.42% Potassium phosphate, 0.87% Sodium chloride, pH 7.3, 30% glycerol, and 0.01% sodium azide.
Purification	The antibody was purified by immunogen affinity chromatography.
Immunogen	KLH-conjugated synthetic acetylated peptide corresponding to residues surrounding K9 of human Histone H3 protein. The exact sequence is proprietary.
UniProt ID	P84228, P68431, P84243, P84244, P68433, Q6LED0, P84245, Q71DI3

Biorbyt Ltd.

7 Signet Court, Swann Road
Cambridge
CB5 8LA
United Kingdom


Email: info@biorbyt.com, support@biorbyt.com
Phone: [+44 \(0\)1223 859353](tel:+44(0)1223859353) | Fax: [+1 \(415\) 651-8558](tel:+1(415)651-8558)

Biorbyt LLC

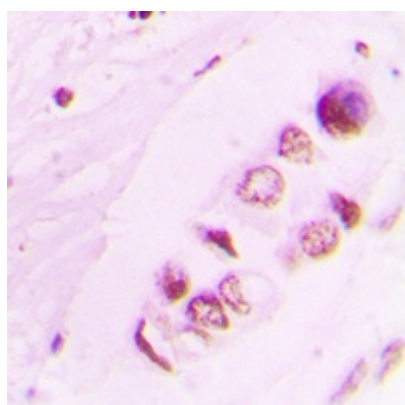
68 TW Alexander Drive
Research Triangle Park
Durham
NC 27713
United States

Email: info@biorbyt.com, support@biorbyt.com
Phone: [+1 \(415\) 906-5211](tel:+1(415)906-5211) | Fax: [+1 \(415\) 651-8558](tel:+1(415)651-8558)

Tested applications	IF, IHC, WB
Dilution range	WB: 1-500-1-1000, IHC-P: 1-100-1-200, IF/ICC: 1-100-1-500
Specificity	Recognizes endogenous levels of Histone H3 protein only when acetylated at K9.
Antibody Type	Primary Antibody
Storage	Maintain refrigerated at 2-8°C for up to 2 weeks. For long term storage store at -20°C in small aliquots to prevent freeze-thaw cycles.
Note	For research use only
Entrez	333932, 15078, 15077, 8968, 8355, 3021, 8350, 319152, 291159, 3020, 8354, 126961, 653604, 8353, 8357, 8351, 8358, 100361558, 8352, 8356
Expiration Date	12 months from date of receipt.



Western blot analysis of Histone H3 (Acetyl-K9) expression in HeLa (A), HGC27 (B), mouse lung (C) whole cell lysates. (Predicted band size: 15 kD; Observed band size: 17 kD)



Immunohistochemical analysis of Histone H3 (Acetyl-K9) staining in human lung cancer formalin fixed paraffin embedded tissue section. The section was pre-treated using heat mediated antigen retrieval with sodium citrate buffer (pH 6.0). The section was then incubated with the antibody at room temperature and detected using an HRP conjugated compact polymer system. DAB was used as the chromogen. The section was then counterstained with haematoxylin and mounted with DPX.

Biorbyt Ltd.

7 Signet Court, Swann Road
Cambridge
CB5 8LA
United Kingdom

Email: info@biorbyt.com, support@biorbyt.com

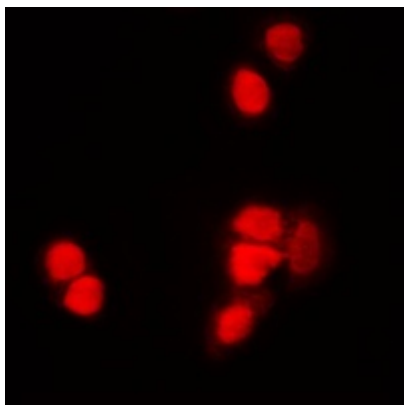
Phone: +44 (0)1223 859353 | Fax: +1 (415) 651-8558

Biorbyt LLC

68 TW Alexander Drive
Research Triangle Park
Durham
NC 27713
United States

Email: info@biorbyt.com, support@biorbyt.com

Phone: +1 (415) 906-5211 | Fax: +1 (415) 651-8558



Immunofluorescent analysis of Histone H3 (Acetyl-K9) staining in NIH3T3 cells. Formalin-fixed cells were permeabilized with 0.1% Triton X-100 in TBS for 5-10 minutes and blocked with 3% BSA-PBS for 30 minutes at room temperature. Cells were probed with the primary antibody in 3% BSA-PBS and incubated overnight at 4 °C in a humidified chamber. Cells were washed with PBST and incubated with a DyLight 594-conjugated secondary antibody (red) in PBS at room temperature in the dark.

Biorbyt Ltd.

7 Signet Court, Swann Road
Cambridge
CB5 8LA
United Kingdom

Email: info@biorbyt.com, support@biorbyt.com

Phone: [+44 \(0\)1223 859353](tel:+44(0)1223859353) | Fax: [+1 \(415\) 651-8558](tel:+1(415)651-8558)

Biorbyt LLC

68 TW Alexander Drive
Research Triangle Park
Durham
NC 27713
United States

Email: info@biorbyt.com, support@biorbyt.com

Phone: [+1 \(415\) 906-5211](tel:+1(415)906-5211) | Fax: [+1 \(415\) 651-8558](tel:+1(415)651-8558)