

## Product Datasheet

### BAX Rabbit Polyclonal Antibody (orb213599)

<b>Catalog Number</b>	orb213599
<b>Category</b>	Antibodies
<b>Description</b>	The BAX Antibody is suitable for ELISA, IF, IHC, WB. It is a Polyclonal, Unconjugated antibody which raised against KLH-conjugated synthetic peptide encompassing a sequence within the center region of human BAX. The exact sequence is proprietary. Purification: The antibody was purified by immunogen affinity chromatography.
<b>Target</b>	BAX
<b>Clonality</b>	Polyclonal
<b>Species/Host</b>	Rabbit
<b>Conjugation</b>	Unconjugated
<b>Reactivity</b>	Bovine, Human, Mouse, Porcine, Rat
<b>Form/Appearance</b>	Liquid
<b>Buffer/Preservatives</b>	0.42% Potassium phosphate, 0.87% Sodium chloride, pH 7.3, 30% glycerol, and 0.01% sodium azide.
<b>Purification</b>	The antibody was purified by immunogen affinity chromatography.
<b>Immunogen</b>	KLH-conjugated synthetic peptide encompassing a sequence within the center region of human BAX. The exact sequence is proprietary.
<b>UniProt ID</b>	<b>Q07813, Q63690, Q07812</b>
<b>MW</b>	21 kDa
<b>Tested applications</b>	ELISA, IF, IHC, WB

**Biorbyt Ltd.**

7 Signet Court, Swann Road  
Cambridge  
CB5 8LA  
United Kingdom

Email: [info@biorbyt.com](mailto:info@biorbyt.com), [support@biorbyt.com](mailto:support@biorbyt.com)

Phone: [+44 \(0\)1223 859353](tel:+44(0)1223859353) | Fax: [+1 \(415\) 651-8558](tel:+1(415)651-8558)

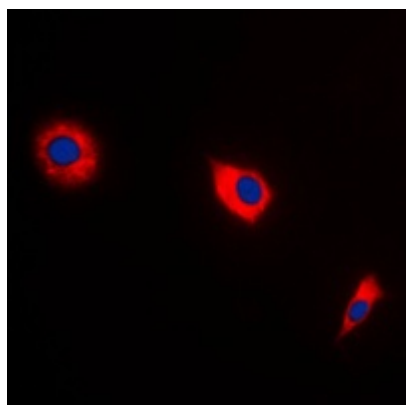
**Biorbyt LLC**

68 TW Alexander Drive  
Research Triangle Park  
Durham  
NC 27713  
United States

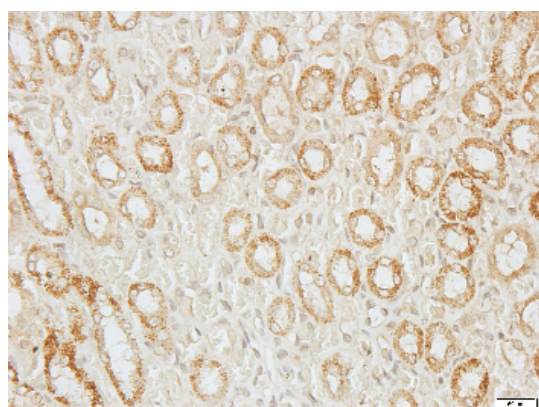
Email: [info@biorbyt.com](mailto:info@biorbyt.com), [support@biorbyt.com](mailto:support@biorbyt.com)

Phone: [+1 \(415\) 906-5211](tel:+1(415)906-5211) | Fax: [+1 \(415\) 651-8558](tel:+1(415)651-8558)

<b>Dilution range</b>	ELISA: 1-5000-1-10000, WB: 1-500-1-1000, IHC-P: 1-100-1-200, IF/ICC: 1-100-1-500
<b>Specificity</b>	Recognizes endogenous levels of BAX protein.
<b>Antibody Type</b>	Primary Antibody
<b>Storage</b>	Maintain refrigerated at 2-8°C for up to 2 weeks. For long term storage store at -20°C in small aliquots to prevent freeze-thaw cycles.
<b>Note</b>	For research use only
<b>Entrez</b>	<b>581, 12028</b>
<b>Expiration Date</b>	12 months from date of receipt.



Immunofluorescent analysis of BAX staining in A549 cells. Formalin-fixed cells were permeabilized with 0.1% Triton X-100 in TBS for 5-10 minutes and blocked with 3% BSA-PBS for 30 minutes at room temperature. Cells were probed with the primary antibody in 3% BSA-PBS and incubated overnight at 4 °C in a humidified chamber. Cells were washed with PBST and incubated with a DyLight 594-conjugated secondary antibody (red) in PBS at room temperature in the dark. DAPI was used to stain the cell nuclei (blue).



Immunohistochemical analysis of paraffin-embedded rat kidney using BAX Antibody orb213599 with dilution at 1:100.

**Biorbyt Ltd.**

7 Signet Court, Swann Road  
Cambridge  
CB5 8LA  
United Kingdom

Email: [info@biorbyt.com](mailto:info@biorbyt.com), [support@biorbyt.com](mailto:support@biorbyt.com)

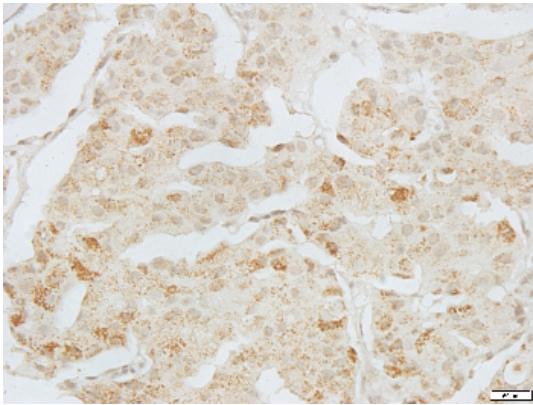
Phone: [+44 \(0\)1223 859353](tel:+44(0)1223859353) | Fax: [+1 \(415\) 651-8558](tel:+1(415)651-8558)

**Biorbyt LLC**

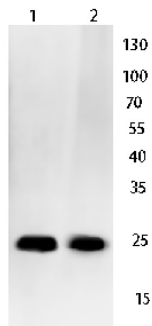
68 TW Alexander Drive  
Research Triangle Park  
Durham  
NC 27713  
United States

Email: [info@biorbyt.com](mailto:info@biorbyt.com), [support@biorbyt.com](mailto:support@biorbyt.com)

Phone: [+1 \(415\) 906-5211](tel:+1(415)906-5211) | Fax: [+1 \(415\) 651-8558](tel:+1(415)651-8558)



Immunohistochemical analysis of paraffin-embedded human breast cancer using BAX Antibody orb213599 with dilution at 1:100.



Western blot analysis of mouse brain (1), rat lung (2) using BAX Antibody orb213599 with dilution at 1:1000.

**Biorbyt Ltd.**

7 Signet Court, Swann Road  
Cambridge  
CB5 8LA  
United Kingdom

Email: [info@biorbyt.com](mailto:info@biorbyt.com), [support@biorbyt.com](mailto:support@biorbyt.com)

Phone: [+44 \(0\)1223 859353](tel:+44(0)1223859353) | Fax: [+1 \(415\) 651-8558](tel:+1(415)651-8558)

**Biorbyt LLC**

68 TW Alexander Drive  
Research Triangle Park  
Durham  
NC 27713  
United States

Email: [info@biorbyt.com](mailto:info@biorbyt.com), [support@biorbyt.com](mailto:support@biorbyt.com)

Phone: [+1 \(415\) 906-5211](tel:+1(415)906-5211) | Fax: [+1 \(415\) 651-8558](tel:+1(415)651-8558)