

Product Datasheet

MBP tag Rabbit Polyclonal Antibody (orb2088)

Catalog Number	orb2088
Category	Antibodies
Description	MBP tag Rabbit Polyclonal Antibody
Target	male
Clonality	Polyclonal
Species/Host	Rabbit
Isotype	IgG
Conjugation	Unconjugated
Reactivity	All
Predicted Reactivity	E. coli
Form/Appearance	Liquid
Concentration	1mg/ml
Buffer/Preservatives	0.01M TBS (pH7.4) with 1% rAlbumin, 0.02% Proclin300 and 50% Glycerol.
Purification	Affinity purified by Protein A
Immunogen	KLH conjugated synthetic peptide derived from E. coli Maltose Binding Protein (1-100/396aa)
MW	44 kDa
Tested applications	ELISA, FC, ICC, IF, IHC-Fr, IHC-P, WB

Biorbyt Ltd.

7 Signet Court, Swann Road
Cambridge
CB5 8LA
United Kingdom

Email: info@biorbyt.com, support@biorbyt.com

Phone: [+44 \(0\)1223 859353](tel:+44(0)1223859353) | Fax: [+1 \(415\) 651-8558](tel:+1(415)651-8558)

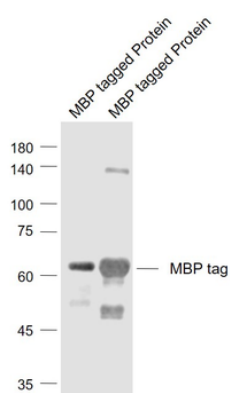
Biorbyt LLC

68 TW Alexander Drive
Research Triangle Park
Durham
NC 27713
United States

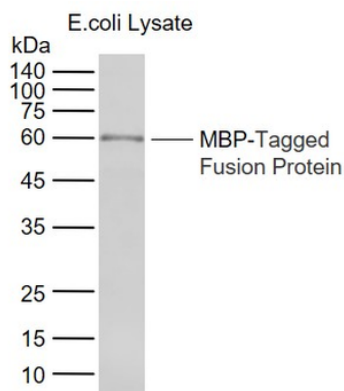
Email: info@biorbyt.com, support@biorbyt.com

Phone: [+1 \(415\) 906-5211](tel:+1(415)906-5211) | Fax: [+1 \(415\) 651-8558](tel:+1(415)651-8558)

Dilution range	WB=1:500-2000, ELISA=1:1000-5000, IHC-P=1:200-1000, IHC-F=1:200-1000, IF=1:200-1000, Flow-Cyt=1ug/Test, ICC/IF=1:100-500
Antibody Type	Primary Antibody
Storage	Maintain refrigerated at 2-8°C for up to 2 weeks. For long term storage store at -20°C in small aliquots to prevent freeze-thaw cycles.
Note	For research use only
Expiration Date	12 months from date of receipt.



Sample: Lane 1: MBP tagged cytochrome C (Full Length) Protein at 4 ug Lane 2: MBP tagged caspase 3 p17 (143-213) Protein at 4 ug Primary: Anti-MBP tag (orb2088) at 1/1000 dilution Secondary: IRDye800CW Goat Anti-Rabbit IgG at 1/20000 dilution Predicted band size: 60-70 kD Observed band size: 62 kD.



Sample: Lane 1: MBP-Tagged Fusion Protein at 300 ng, Primary: Anti-MBP tag (orb2088) at 1/20000 dilution, Secondary: IRDye800CW Goat Anti-Mouse IgG at 1/20000 dilution, Predicted band size: 55 kDa, Observed band size: 60 kDa.

Biorbyt Ltd.

7 Signet Court, Swann Road
Cambridge
CB5 8LA
United Kingdom

Email: info@biorbyt.com, support@biorbyt.com

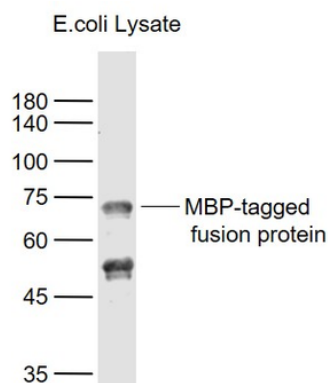
Phone: +44 (0)1223 859353 | Fax: +1 (415) 651-8558

Biorbyt LLC

68 TW Alexander Drive
Research Triangle Park
Durham
NC 27713
United States

Email: info@biorbyt.com, support@biorbyt.com

Phone: +1 (415) 906-5211 | Fax: +1 (415) 651-8558



Sample: Lane 1: MBP-tagged fusion protein Overexpression E.coli Lysate at 4 ug, Primary: Anti-MBP tag (orb2088) at 1/1000 dilution, Secondary: IRDye800CW Goat Anti-Rabbit IgG at 1/20000 dilution, Predicted band size: 70 kD, Observed band size: 70 kD.

Biorbyt Ltd.

7 Signet Court, Swann Road
Cambridge
CB5 8LA
United Kingdom

Email: info@biorbyt.com, support@biorbyt.com

Phone: [+44 \(0\)1223 859353](tel:+44(0)1223859353) | Fax: [+1 \(415\) 651-8558](tel:+1(415)651-8558)

Biorbyt LLC

68 TW Alexander Drive
Research Triangle Park
Durham
NC 27713
United States

Email: info@biorbyt.com, support@biorbyt.com

Phone: [+1 \(415\) 906-5211](tel:+1(415)906-5211) | Fax: [+1 \(415\) 651-8558](tel:+1(415)651-8558)