

Product Datasheet

KCNN2 Antibody (orb20398)

Catalog Number	orb20398
Category	Antibodies
Description	Goat polyclonal antibody to KCNN2
Target	KCNN2
Clonality	Polyclonal
Species/Host	Goat
Conjugation	Unconjugated
Reactivity	Human
Predicted Reactivity	Bovine, Canine, Mouse, Rat
Buffer/Preservatives	Supplied at 0.5 mg/ml in Tris saline, 0.02% sodium azide, pH 7.3 with 0.5% bovine serum albumin. Aliquot and store at -20°C. Minimize freezing and thawing.
Purification	Purified from goat serum by ammonium sulphate precipitation followed by antigen affinity chromatography using the immunizing peptide.
Protein Sequence	ESYDKHVTYNAER
RRID	AB_10753756
MW	63.8; 26.3
Tested applications	ELISA, IHC, WB
Dilution range	ELISA: 1:64000, WB: 0.3-1 µg/ml, IHC-P: 3.75 µg/ml

Biorbyt Ltd.

7 Signet Court, Swann Road
Cambridge
CB5 8LA
United Kingdom

Email: info@biorbyt.com, support@biorbyt.com
Phone: [+44 \(0\)1223 859353](tel:+44(0)1223859353) | Fax: [+1 \(415\) 651-8558](tel:+1(415)651-8558)

Biorbyt LLC

68 TW Alexander Drive
Research Triangle Park
Durham
NC 27713
United States

Email: info@biorbyt.com, support@biorbyt.com
Phone: [+1 \(415\) 906-5211](tel:+1(415)906-5211) | Fax: [+1 \(415\) 651-8558](tel:+1(415)651-8558)

Application notes

ELISA: Peptide ELISA: antibody detection limit dilution 1:64000.WB: Approx 70kDa and 23kDa bands observed in Human Liver lysates (calculated MW of 63.8kDa according to NP_067627.2 and of 26.3kDa according to NP_740721.1). Recommended concentration: 0.3-1 µg/ml.

Storage

Maintain refrigerated at 2-8°C for up to 2 weeks. For long term storage store at -20°C in small aliquots to prevent freeze-thaw cycles.

Note


For research use only

Entrez

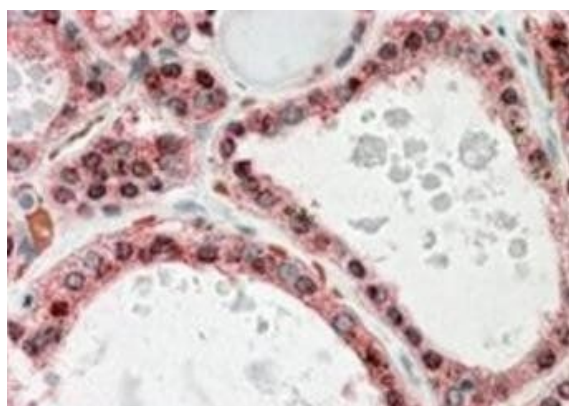
3781

Expiration Date

12 months from date of receipt.



Western blot analysis of Human Liver lysate using KCNN2 antibody



Immunohistochemical staining of Human Thyroid Gland using KCNN2 antibody

Biorbyt Ltd.

7 Signet Court, Swann Road
Cambridge
CB5 8LA
United Kingdom

Email: info@biorbyt.com, support@biorbyt.com

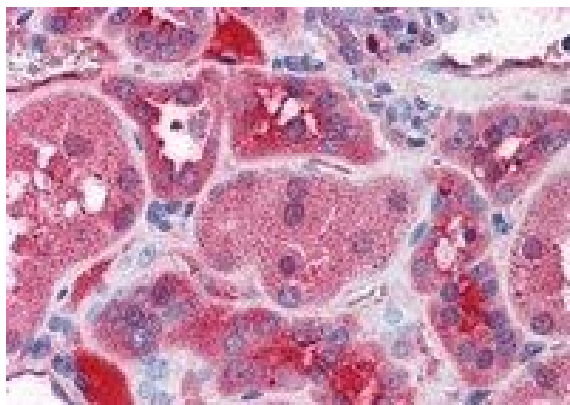
Phone: [+44 \(0\)1223 859353](tel:+44(0)1223859353) | Fax: [+1 \(415\) 651-8558](tel:+1(415)651-8558)

Biorbyt LLC

68 TW Alexander Drive
Research Triangle Park
Durham
NC 27713
United States

Email: info@biorbyt.com, support@biorbyt.com

Phone: [+1 \(415\) 906-5211](tel:+1(415)906-5211) | Fax: [+1 \(415\) 651-8558](tel:+1(415)651-8558)



Immunohistochemical staining of Human Kidney using KCNN2 antibody

Biorbyt Ltd.

7 Signet Court, Swann Road
Cambridge
CB5 8LA
United Kingdom

Email: info@biorbyt.com, support@biorbyt.com

Phone: [+44 \(0\)1223 859353](tel:+44(0)1223859353) | Fax: [+1 \(415\) 651-8558](tel:+1(415)651-8558)

Biorbyt LLC

68 TW Alexander Drive
Research Triangle Park
Durham
NC 27713
United States

Email: info@biorbyt.com, support@biorbyt.com

Phone: [+1 \(415\) 906-5211](tel:+1(415)906-5211) | Fax: [+1 \(415\) 651-8558](tel:+1(415)651-8558)