

Product Datasheet

RAB27A Antibody (orb197837)

Catalog Number	orb197837
Category	Antibodies
Description	Mouse monoclonal antibody to RAB27A
Target	Disease
Clonality	Monoclonal
Species/Host	Mouse
Isotype	Mouse IgG2b
Conjugation	Unconjugated
Reactivity	Human
Concentration	Approximately 1mg/ml (varies from batch to batch). Please inquire for precise concentration.
Buffer/Preservatives	Purified antibody in PBS with 0.05% sodium azide.
Immunogen	Purified recombinant fragment of human RAB27A (AA: FULL(1-221)) expressed in E. Coli.
UniProt ID	P51159
MW	24.9kDa
Tested applications	IHC
Dilution range	IHC: 1/200 - 1/1000; ELISA: 1/10000
Antibody Type	Primary Antibody

Biorbyt Ltd.

7 Signet Court, Swann Road
Cambridge
CB5 8LA
United Kingdom

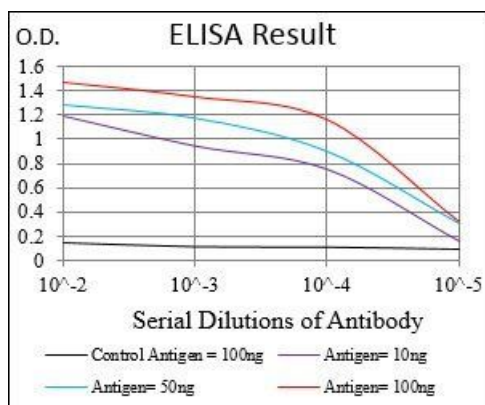
Email: info@biorbyt.com, support@biorbyt.com
Phone: [+44 \(0\)1223 859353](tel:+44(0)1223859353) | Fax: [+1 \(415\) 651-8558](tel:+1(415)651-8558)

Biorbyt LLC

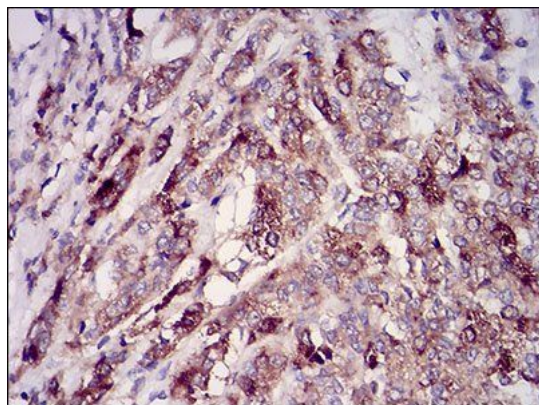
68 TW Alexander Drive
Research Triangle Park
Durham
NC 27713-2847
United States

Email: info@biorbyt.com, support@biorbyt.com
Phone: [+1 \(415\) 906-5211](tel:+1(415)906-5211) | Fax: [+1 \(415\) 651-8558](tel:+1(415)651-8558)

Clone Number	B9F9E1
Storage	Maintain refrigerated at 2-8°C for up to 2 weeks. For long term storage store at -20°C in small aliquots to prevent freeze-thaw cycles.
Note	For research use only
Entrez	5873
Expiration Date	12 months from date of receipt.



Line graph illustrates about the Ag-Ab reactions using different concentrations of antigen and serial dilutions of RAB27A antibody



Immunohistochemical analysis of formalin-fixed and paraffin-embedded prostate cancer tissues using RAB27A antibody

Biorbyt Ltd.

7 Signet Court, Swann Road
Cambridge
CB5 8LA
United Kingdom

Email: info@biorbyt.com, support@biorbyt.com

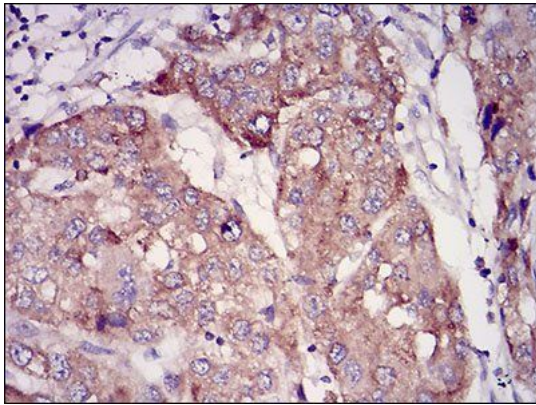
Phone: +44 (0)1223 859353 | Fax: +1 (415) 651-8558

Biorbyt LLC

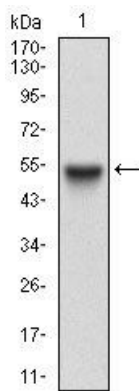
68 TW Alexander Drive
Research Triangle Park
Durham
NC 27713-2847
United States

Email: info@biorbyt.com, support@biorbyt.com

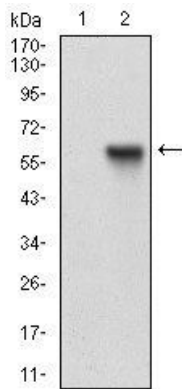
Phone: +1 (415) 906-5211 | Fax: +1 (415) 651-8558



Immunohistochemical analysis of formalin-fixed and paraffin-embedded liver cancer tissues using RAB27A antibody



Western blot analysis of human RAB27A using RAB27A antibody



Western blot analysis of HEK293 (Lane 1) HEK293 (Lane 2) cell lysate using RAB27A antibody

Biorbyt Ltd.

7 Signet Court, Swann Road
Cambridge
CB5 8LA
United Kingdom

Email: info@biorbyt.com, support@biorbyt.com
Phone: +44 (0)1223 859353 | Fax: +1 (415) 651-8558

Biorbyt LLC

68 TW Alexander Drive
Research Triangle Park
Durham
NC 27713-2847
United States

Email: info@biorbyt.com, support@biorbyt.com
Phone: +1 (415) 906-5211 | Fax: +1 (415) 651-8558