

Product Datasheet

15 Lipoxygenase 1/ALOX15 Rabbit Polyclonal Antibody (orb196244)

Catalog Number	orb196244
Category	Antibodies
Description	15 Lipoxygenase 1/ALOX15 Rabbit Polyclonal Antibody
Target	Polyunsaturated fatty acid lipoxygenase ALOX15
Clonality	Polyclonal
Species/Host	Rabbit
Isotype	Rabbit IgG
Conjugation	Unconjugated
Reactivity	Human, Mouse, Rat
Form/Appearance	Lyophilized
Concentration	Adding 0.2 ml of distilled water will yield a concentration of 500 µg/ml.
Buffer/Preservatives	Each vial contains antibody formulated with stabilizing components, 0.9 mg NaCl, 0.2 mg Na ₂ HPO ₄ , and 0.05 mg Na ₃ N. *This antibody is supplied in a stabilized formulation. Compatibility with conjugation reactions depends on the chemistry of the conjugation method used. For conjugation methods that are not compatible with the stabilizing components present in this formulation, a carrier-free antibody format is required.
Reconstitution	Add 0.2ml of distilled water will yield a concentration of 500ug/ml.
Purification	Immunogen affinity purified.

Biorbyt Ltd.

7 Signet Court, Swann Road
Cambridge
CB5 8LA
United Kingdom

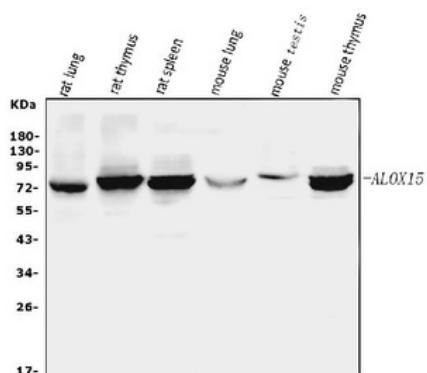
Email: info@biorbyt.com, support@biorbyt.com
Phone: [+44 \(0\)1223 859353](tel:+44(0)1223859353) | Fax: [+1 \(415\) 651-8558](tel:+1(415)651-8558)

Biorbyt LLC

68 TW Alexander Drive
Research Triangle Park
Durham
NC 27713-2847
United States

Email: info@biorbyt.com, support@biorbyt.com
Phone: [+1 \(415\) 906-5211](tel:+1(415)906-5211) | Fax: [+1 \(415\) 651-8558](tel:+1(415)651-8558)

Immunogen	E.coli-derived human ALOX15 recombinant protein (Position: G2-P337). Human ALOX15 shares 72% and 73% amino acid (aa) sequences identity with mouse and rat ALOX15, respectively.
UniProt ID	P16050
MW	75 kDa
Tested applications	IHC, WB
Dilution range	Western blot, 0.1-0.5µg/ml, Mouse, Rat Immunohistochemistry (Paraffin-embedded Section), 0.5-1µg/ml, Human, Mouse, Rat
Specificity	No cross reactivity with other proteins.
Cross Reactivity	No cross-reactivity with other proteins
Antibody Type	Primary Antibody
Storage	Maintain refrigerated at 2-8°C for up to 2 weeks. For long term storage store at -20°C in small aliquots to prevent freeze-thaw cycles.
Note	For research use only
Expiration Date	12 months from date of receipt.



WB analysis of ALOX15 using anti-ALOX15 antibody. Lane 1:rat lung tissue; 2:rat thymus tissue; 3:rat spleen tissue; 4:mouse lung tissue; 5:mouse testis tissue; 6:mouse thymus tissue.

Biorbyt Ltd.

7 Signet Court, Swann Road
Cambridge
CB5 8LA
United Kingdom

Email: info@biorbyt.com, support@biorbyt.com

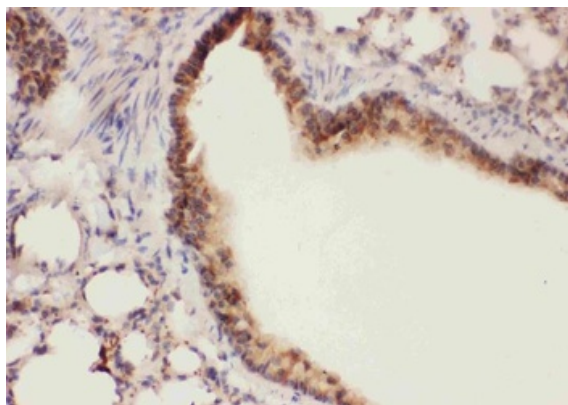
Phone: +44 (0)1223 859353 | Fax: +1 (415) 651-8558

Biorbyt LLC

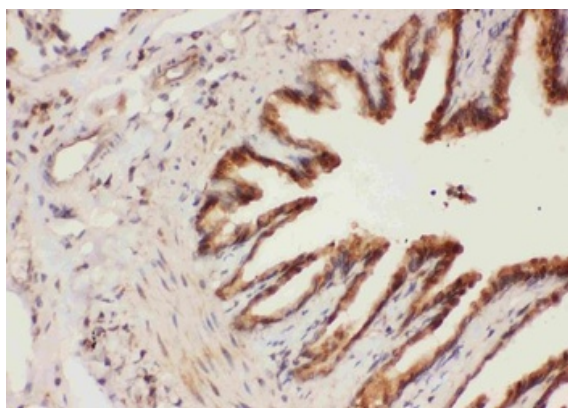
68 TW Alexander Drive
Research Triangle Park
Durham
NC 27713-2847
United States

Email: info@biorbyt.com, support@biorbyt.com

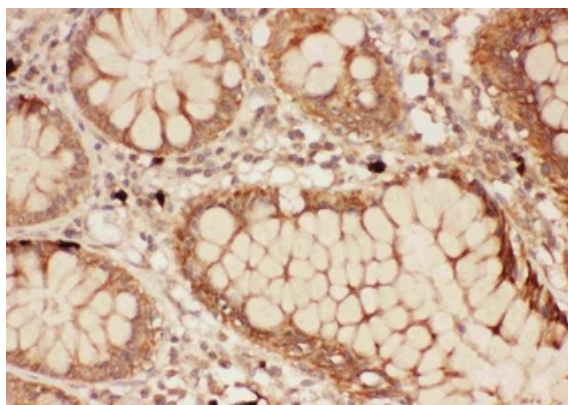
Phone: +1 (415) 906-5211 | Fax: +1 (415) 651-8558



IHC analysis of ALOX15 using anti-ALOX15 antibody. ALOX15 was detected in a paraffin-embedded section of mouse lung tissue.



IHC analysis of ALOX15 using anti-ALOX15 antibody. ALOX15 was detected in a paraffin-embedded section of rat lung tissue.



IHC analysis of ALOX15 using anti-ALOX15 antibody. ALOX15 was detected in a paraffin-embedded section of human intestine cancer tissue.

Biorbyt Ltd.

7 Signet Court, Swann Road
Cambridge
CB5 8LA
United Kingdom

Email: info@biorbyt.com, support@biorbyt.com

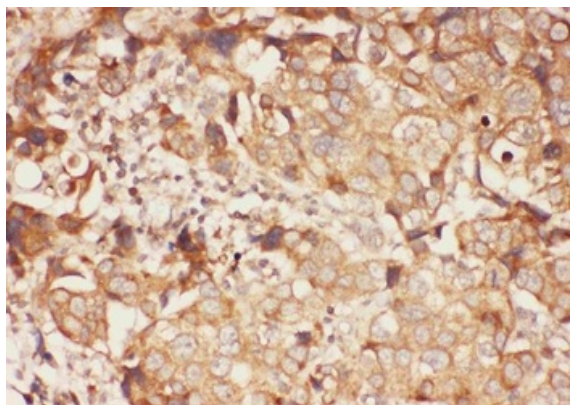
Phone: [+44 \(0\)1223 859353](tel:+44(0)1223859353) | Fax: [+1 \(415\) 651-8558](tel:+1(415)651-8558)

Biorbyt LLC

68 TW Alexander Drive
Research Triangle Park
Durham
NC 27713-2847
United States

Email: info@biorbyt.com, support@biorbyt.com

Phone: [+1 \(415\) 906-5211](tel:+1(415)906-5211) | Fax: [+1 \(415\) 651-8558](tel:+1(415)651-8558)



IHC analysis of ALOX15 using anti-ALOX15 antibody. ALOX15 was detected in a paraffin-embedded section of human mammary cancer tissue.

Biorbyt Ltd.

7 Signet Court, Swann Road
Cambridge
CB5 8LA
United Kingdom

Email: info@biorbyt.com, support@biorbyt.com

Phone: [+44 \(0\)1223 859353](tel:+44(0)1223859353) | Fax: [+1 \(415\) 651-8558](tel:+1(415)651-8558)

Biorbyt LLC

68 TW Alexander Drive
Research Triangle Park
Durham
NC 27713-2847
United States

Email: info@biorbyt.com, support@biorbyt.com

Phone: [+1 \(415\) 906-5211](tel:+1(415)906-5211) | Fax: [+1 \(415\) 651-8558](tel:+1(415)651-8558)