

## Product Datasheet

### PTPRC Antibody (N-term) (orb1938003)

<b>Catalog Number</b>	orb1938003
<b>Category</b>	Antibodies
<b>Description</b>	Affinity Purified Rabbit Polyclonal Antibody (Pab)
<b>Target</b>	PTPRC (HGNC:9666)
<b>Clonality</b>	Polyclonal
<b>Species/Host</b>	Rabbit
<b>Isotype</b>	Rabbit IgG
<b>Conjugation</b>	Unconjugated
<b>Reactivity</b>	Human
<b>Form/Appearance</b>	Purified polyclonal antibody supplied in PBS with 0.09% (W/V) sodium azide. This antibody is prepared by Saturated Ammonium Sulfate (SAS) precipitation followed by dialysis against PBS.
<b>Immunogen</b>	This PTPRC antibody is generated from rabbits immunized with a KLH conjugated synthetic peptide between 336-364 amino acids of human PTPRC. Antigen Region: 336-364 aa.
<b>UniProt ID</b>	<b>P08575</b>
<b>MW</b>	147486 Da
<b>Tested applications</b>	FC, WB
<b>Dilution range</b>	WB - 1:1000, FC - 1:10-50

**Biorbyt Ltd.**

7 Signet Court, Swann Road  
Cambridge  
CB5 8LA  
United Kingdom

Email: [info@biorbyt.com](mailto:info@biorbyt.com), [support@biorbyt.com](mailto:support@biorbyt.com)

Phone: [+44 \(0\)1223 859353](tel:+44(0)1223859353) | Fax: [+1 \(415\) 651-8558](tel:+1(415)651-8558)

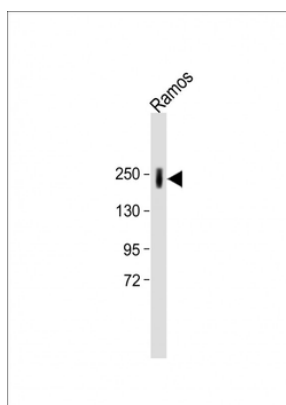
**Biorbyt LLC**

68 TW Alexander Drive  
Research Triangle Park  
Durham  
NC 27713-2847  
United States

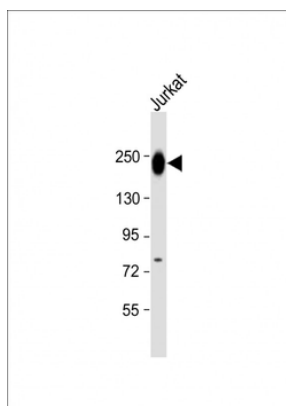
Email: [info@biorbyt.com](mailto:info@biorbyt.com), [support@biorbyt.com](mailto:support@biorbyt.com)

Phone: [+1 \(415\) 906-5211](tel:+1(415)906-5211) | Fax: [+1 \(415\) 651-8558](tel:+1(415)651-8558)

<b>Storage</b>	Maintain refrigerated at 2-8°C for up to 2 weeks. For long term storage store at -20°C in small aliquots to prevent freeze-thaw cycles
<b>Note</b>	For research use only
<b>NCBI</b>	<a href="#">NP_002829.3</a> , <a href="#">NP_563578.2</a>
<b>Expiration Date</b>	12 months from date of receipt.



All lanes: Anti-PTPRC Antibody (N-term) at 1:2000 dilution. Lane 1: Ramos cell lysate. Lysates/proteins at 20 µg per lane. Secondary Goat Anti-Rabbit IgG, (H+L), Peroxidase conjugated at 1/15000 dilution. Observed band size: 180kDa. Blocking/Dilution buffer: 5% NFDm/TBST.



Anti-PTPRC Antibody (N-term) at 1:1000 dilution + Jurkat whole cell lysate. Lysates/proteins at 20 µg per lane. Secondary Goat Anti-Rabbit IgG, (H+L), Peroxidase conjugated at 1/10000 dilution. Predicted band size: 147 kDa. Blocking/Dilution buffer: 5% NFDm/TBST.

**Biorbyt Ltd.**

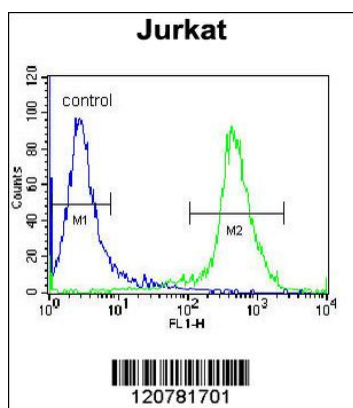
7 Signet Court, Swann Road  
Cambridge  
CB5 8LA  
United Kingdom

Email: [info@biorbyt.com](mailto:info@biorbyt.com), [support@biorbyt.com](mailto:support@biorbyt.com)  
Phone: [+44 \(0\)1223 859353](tel:+44(0)1223859353) | Fax: [+1 \(415\) 651-8558](tel:+1(415)651-8558)

**Biorbyt LLC**

68 TW Alexander Drive  
Research Triangle Park  
Durham  
NC 27713-2847  
United States

Email: [info@biorbyt.com](mailto:info@biorbyt.com), [support@biorbyt.com](mailto:support@biorbyt.com)  
Phone: [+1 \(415\) 906-5211](tel:+1(415)906-5211) | Fax: [+1 \(415\) 651-8558](tel:+1(415)651-8558)



PTPRC Antibody (N-term) flow cytometric analysis of Jurkat cells (right histogram) compared to a negative control cell (left histogram). FITC-conjugated donkey-anti-rabbit secondary antibodies were used for the analysis.

**Biorbyt Ltd.**

7 Signet Court, Swann Road  
Cambridge  
CB5 8LA  
United Kingdom

Email: [info@biorbyt.com](mailto:info@biorbyt.com), [support@biorbyt.com](mailto:support@biorbyt.com)

Phone: +44 (0)1223 859353 | Fax: +1 (415) 651-8558

**Biorbyt LLC**

68 TW Alexander Drive  
Research Triangle Park  
Durham  
NC 27713-2847  
United States

Email: [info@biorbyt.com](mailto:info@biorbyt.com), [support@biorbyt.com](mailto:support@biorbyt.com)

Phone: +1 (415) 906-5211 | Fax: +1 (415) 651-8558