

Product Datasheet

FLAP/ALOX5AP (internal) Antibody (orb19338)

Catalog Number	orb19338
Category	Antibodies
Description	Goat polyclonal antibody to ALOX5AP
Target	FLAP / ALOX5AP (internal)
Clonality	Polyclonal
Species/Host	Goat
Conjugation	Unconjugated
Reactivity	Human
Predicted Reactivity	Canine
Buffer/Preservatives	Supplied at 0.5 mg/ml in Tris saline, 0.02% sodium azide, pH 7.3 with 0.5% bovine serum albumin. Aliquot and store at -20°C. Minimize freezing and thawing.
Purification	Purified from goat serum by ammonium sulphate precipitation followed by antigen affinity chromatography using the immunizing peptide.
Protein Sequence	HKVEHESRTQNGR
RRID	AB_10928829
MW	18.2
Tested applications	ELISA, IHC, WB
Dilution range	ELISA: 1:128000, WB: 0.1-0.3 µg/ml, IHC-P: 3.75 µg/ml

Biorbyt Ltd.

7 Signet Court, Swann Road
Cambridge
CB5 8LA
United Kingdom

Email: info@biorbyt.com, support@biorbyt.com
Phone: [+44 \(0\)1223 859353](tel:+44(0)1223859353) | Fax: [+1 \(415\) 651-8558](tel:+1(415)651-8558)

Biorbyt LLC

68 TW Alexander Drive
Research Triangle Park
Durham
NC 27713
United States

Email: info@biorbyt.com, support@biorbyt.com
Phone: [+1 \(415\) 906-5211](tel:+1(415)906-5211) | Fax: [+1 \(415\) 651-8558](tel:+1(415)651-8558)

Application notes

ELISA: Peptide ELISA: antibody detection limit dilution 1:128000.WB: Approx 16kDa band observed in lysates of U937 and of Peripheral Blood Mononucleocytes (calculated MW of 18.2kDa according to NP_001620.2). Recommended concentration: 0.1-0.3 µg/ml.

Storage

Maintain refrigerated at 2-8°C for up to 2 weeks. For long term storage store at -20°C in small aliquots to prevent freeze-thaw cycles.

Note


For research use only

Entrez

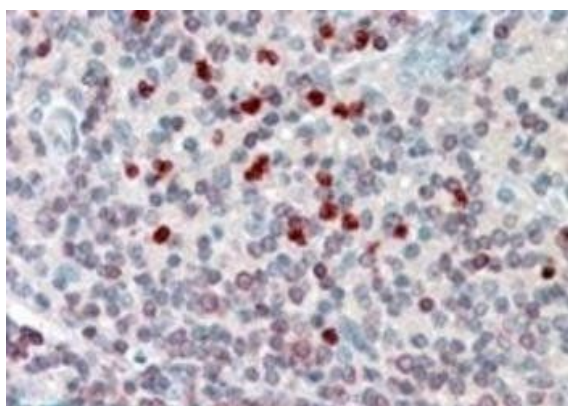
241

Expiration Date

12 months from date of receipt.



Western blot analysis of Human U937 cell lysate using ALOX5AP antibody



Immunohistochemical staining of Human Spleen using ALOX5AP antibody

Biorbyt Ltd.

7 Signet Court, Swann Road
Cambridge
CB5 8LA
United Kingdom

Email: info@biorbyt.com, support@biorbyt.com

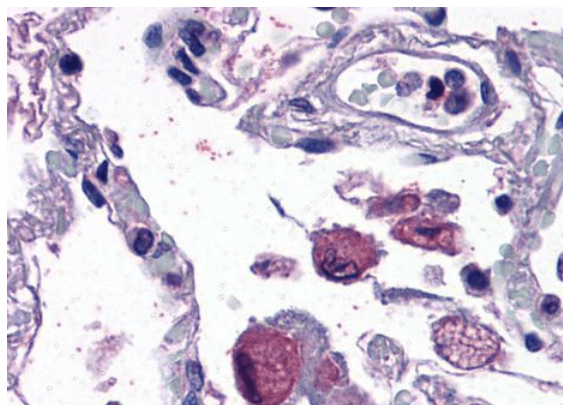
Phone: [+44 \(0\)1223 859353](tel:+44(0)1223859353) | Fax: [+1 \(415\) 651-8558](tel:+1(415)651-8558)

Biorbyt LLC

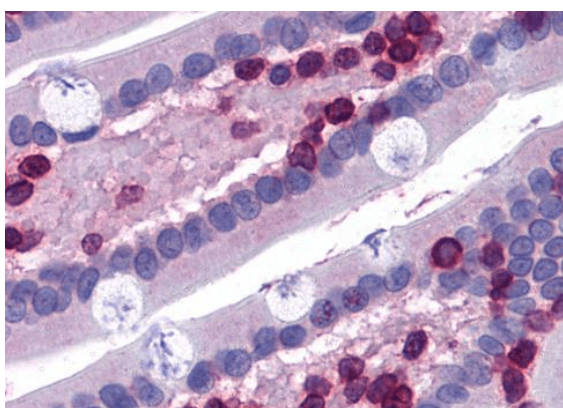
68 TW Alexander Drive
Research Triangle Park
Durham
NC 27713
United States

Email: info@biorbyt.com, support@biorbyt.com

Phone: [+1 \(415\) 906-5211](tel:+1(415)906-5211) | Fax: [+1 \(415\) 651-8558](tel:+1(415)651-8558)



Immunohistochemical staining of Human Lung using ALOX5AP antibody



Immunohistochemical staining of Human Small Intestine using ALOX5AP antibody

Biorbyt Ltd.

7 Signet Court, Swann Road
Cambridge
CB5 8LA
United Kingdom

Email: info@biorbyt.com, support@biorbyt.com
Phone: [+44 \(0\)1223 859353](tel:+44(0)1223859353) | Fax: [+1 \(415\) 651-8558](tel:+1(415)651-8558)

Biorbyt LLC

68 TW Alexander Drive
Research Triangle Park
Durham
NC 27713
United States

Email: info@biorbyt.com, support@biorbyt.com
Phone: [+1 \(415\) 906-5211](tel:+1(415)906-5211) | Fax: [+1 \(415\) 651-8558](tel:+1(415)651-8558)