

Product Datasheet

TRAP Antibody (C-term) (orb1929999)

Catalog Number	orb1929999
Category	Antibodies
Description	Purified Rabbit Polyclonal Antibody (Pab)
Target	This TRAP antibody is generated from rabbits immunized with a KLH conjugated synthetic peptide between 181-207 amino acids from the C-terminal region of human TRAP.
Clonality	Polyclonal
Species/Host	Rabbit
Isotype	Rabbit IgG
Conjugation	Unconjugated
Reactivity	Human
Form/Appearance	Purified polyclonal antibody supplied in PBS with 0.09% (W/V) sodium azide. This antibody is prepared by Saturated Ammonium Sulfate (SAS) precipitation followed by dialysis against PBS.
UniProt ID	P29965
MW	29274 Da
Tested applications	FC, IHC-P, WB
Dilution range	WB: 1:1000, IHC-P: 1:50~100, FC: 1:10~50
Antibody Type	Primary Antibody
Clone Number	RB19151

Biorbyt Ltd.

7 Signet Court, Swann Road
Cambridge
CB5 8LA
United Kingdom

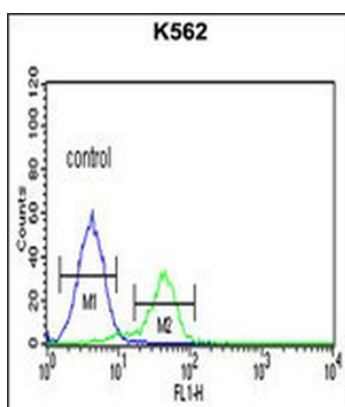
Email: info@biorbyt.com, support@biorbyt.com
Phone: [+44 \(0\)1223 859353](tel:+44(0)1223859353) | Fax: [+1 \(415\) 651-8558](tel:+1(415)651-8558)

Biorbyt LLC

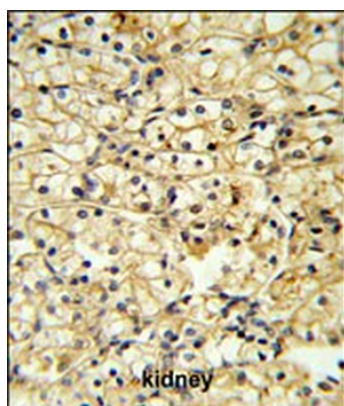
68 TW Alexander Drive
Research Triangle Park
Durham
NC 27713
United States

Email: info@biorbyt.com, support@biorbyt.com
Phone: [+1 \(415\) 906-5211](tel:+1(415)906-5211) | Fax: [+1 \(415\) 651-8558](tel:+1(415)651-8558)

Storage	Maintain refrigerated at 2-8°C for up to 2 weeks. For long term storage store at -20°C in small aliquots to prevent freeze-thaw cycles
Note	For research use only
NCBI	NP_000065.1
Expiration Date	12 months from date of receipt.



TRAP Antibody (C-term) flow cytometric analysis of K562 cells (right histogram) compared to a negative control cell (left histogram). FITC-conjugated goat-anti-rabbit secondary antibodies were used for the analysis.



TRAP Antibody (C-term) IHC analysis in formalin fixed and paraffin embedded kidney carcinoma followed by peroxidase conjugation of the secondary antibody and DAB staining. This data demonstrates the use of the TRAP Antibody (C-term) for immunohistochemistry. Clinical relevance has not been evaluated.

Biorbyt Ltd.


7 Signet Court, Swann Road
Cambridge
CB5 8LA
United Kingdom

Email: info@biorbyt.com, support@biorbyt.com
Phone: +44 (0)1223 859353 | Fax: +1 (415) 651-8558

Biorbyt LLC

68 TW Alexander Drive
Research Triangle Park
Durham
NC 27713
United States

Email: info@biorbyt.com, support@biorbyt.com
Phone: +1 (415) 906-5211 | Fax: +1 (415) 651-8558



Western blot analysis of TRAP Antibody (C-term) in K562 cell line lysates (35 ug/lane). TRAP (arrow) was detected using the purified Pab.

Biorbyt Ltd.

7 Signet Court, Swann Road
Cambridge
CB5 8LA
United Kingdom

Email: info@biorbyt.com, support@biorbyt.com

Phone: [+44 \(0\)1223 859353](tel:+44(0)1223859353) | Fax: [+1 \(415\) 651-8558](tel:+1(415)651-8558)

Biorbyt LLC

68 TW Alexander Drive
Research Triangle Park
Durham
NC 27713
United States

Email: info@biorbyt.com, support@biorbyt.com

Phone: [+1 \(415\) 906-5211](tel:+1(415)906-5211) | Fax: [+1 \(415\) 651-8558](tel:+1(415)651-8558)