

Product Datasheet

PKM1 Antibody (C-term L398) (orb1929222)

Catalog Number	orb1929222
Category	Antibodies
Description	Purified Rabbit Polyclonal Antibody (Pab)
Target	PKM
Clonality	Polyclonal
Species/Host	Rabbit
Isotype	Rabbit IgG
Conjugation	Unconjugated
Reactivity	Human, Mouse
Form/Appearance	Purified polyclonal antibody supplied in PBS with 0.09% (W/V) sodium azide. This antibody is purified through a protein A column, followed by peptide affinity purification.
Immunogen	This PKM1 antibody is generated from rabbits immunized with a KLH conjugated synthetic peptide between 383-417 amino acids from the C-terminal region of human PKM1. Antigen Region: 383-417 aa.
UniProt ID	P14618
MW	57937 Da
Tested applications	IHC-P, WB
Dilution range	WB - 1:1000, IHC-P - 1:10-50
Antibody Type	Primary Antibody

Biorbyt Ltd.

7 Signet Court, Swann Road
Cambridge
CB5 8LA
United Kingdom

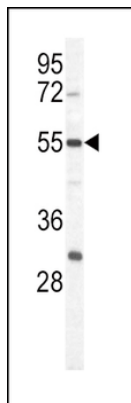
Email: info@biorbyt.com, support@biorbyt.com
Phone: [+44 \(0\)1223 859353](tel:+44(0)1223859353) | Fax: [+1 \(415\) 651-8558](tel:+1(415)651-8558)

Biorbyt LLC

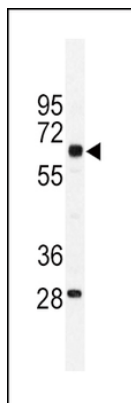
68 TW Alexander Drive
Research Triangle Park
Durham
NC 27713-2847
United States

Email: info@biorbyt.com, support@biorbyt.com
Phone: [+1 \(415\) 906-5211](tel:+1(415)906-5211) | Fax: [+1 \(415\) 651-8558](tel:+1(415)651-8558)

Storage	Maintain refrigerated at 2-8°C for up to 2 weeks. For long term storage store at -20°C in small aliquots to prevent freeze-thaw cycles
Note	For research use only
NCBI	NP_872271.1 , NP_001193725.1 , NP_872270.1 , NP_002645.3 , NP_001193728.1 , NP_001193726.1 , NP_001193727.1
Expiration Date	12 months from date of receipt.



Western blot analysis of PKM1 antibody (C-term L398) in Hela cell line lysates (35 ug/lane). PKM1 (arrow) was detected using the purified Pab.



Western blot analysis of PKM1 antibody (C-term L398) in mouse testis tissue lysates (35 ug/lane). PKM1 (arrow) was detected using the purified Pab.

Biorbyt Ltd.

7 Signet Court, Swann Road
Cambridge
CB5 8LA
United Kingdom

Email: info@biorbyt.com, support@biorbyt.com

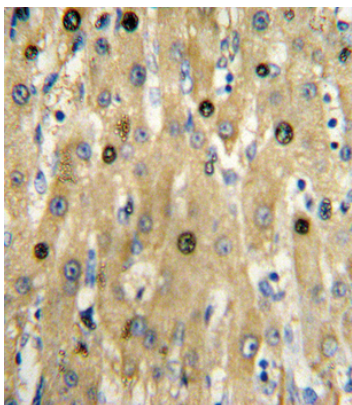
Phone: [+44 \(0\)1223 859353](tel:+44(0)1223859353) | Fax: [+1 \(415\) 651-8558](tel:+1(415)651-8558)

Biorbyt LLC

68 TW Alexander Drive
Research Triangle Park
Durham
NC 27713-2847
United States

Email: info@biorbyt.com, support@biorbyt.com

Phone: [+1 \(415\) 906-5211](tel:+1(415)906-5211) | Fax: [+1 \(415\) 651-8558](tel:+1(415)651-8558)



Formalin-fixed and paraffin-embedded human hepatocarcinoma reacted with PKM1 Antibody (C-term L398), which was peroxidase-conjugated to the secondary antibody, followed by DAB staining. This data demonstrates the use of this antibody for immunohistochemistry; clinical relevance has not been evaluated.

Biorbyt Ltd.

7 Signet Court, Swann Road
Cambridge
CB5 8LA
United Kingdom

Email: info@biorbyt.com, support@biorbyt.com

Phone: [+44 \(0\)1223 859353](tel:+44(0)1223859353) | Fax: [+1 \(415\) 651-8558](tel:+1(415)651-8558)

Biorbyt LLC

68 TW Alexander Drive
Research Triangle Park
Durham
NC 27713-2847
United States

Email: info@biorbyt.com, support@biorbyt.com

Phone: [+1 \(415\) 906-5211](tel:+1(415)906-5211) | Fax: [+1 \(415\) 651-8558](tel:+1(415)651-8558)